

INDIAN OCEAN MEMORANDUM OF UNDERSTANDING



2017
ANNUAL REPORT

Chairman's Message



It is with great pleasure, on behalf of the committee to present the 2017 Annual Report of the Indian Ocean Memorandum of Understanding (IOMOU) on Port State Control activities of the member States.

Membership to the IOMOU is now nineteen as we welcome the Authorities of Seychelles and Myanmar to the MOU. We continue to place importance on increasing the membership of the IOMOU, in order to ensure harmonization of practices and procedures with respect to the port State control in the Indian Ocean region. We encourage other authorities in the region to fast-track their efforts in

joining the MOU.

As we embark on a new era, we require greater cooperation with other regional MOU's, Member States and the International Maritime Organization and all industry partners, we urge all Authorities of the MOU to endeavor to fulfill their obligation towards the memorandum in our effort to harmonize PSC procedures key among them; the ratification of the mandatory PSC instruments. While we take cognizance of the shortage of Surveyors/Inspectors to undertake ship inspections, Member States are encouraged to take advantage of the technical support available including; regular joint training, online trainings and expert missions to build the capacity of Inspectors to enable them cope with emerging challenges in the industry. Continuous training enhances their capabilities to efficiently carry out ship inspection procedures in our joint effort to improving safety and protection of the marine environment.

I urge each Member Authority to dedicate more of their time in playing individual roles in implementation of our strategic plan and put combined effort to eliminate sub-standard shipping in our region.

Finally, I would like to express my sincere appreciation to our Member States, Observer States and Observer Organizations, who have been providing guidance whenever required. I also thank the Secretariat for the support and dedication in ensuring the success of the MOU.

Beatrice Nyamoita (Ms)

Foreword by the Secretary



It gives me great pleasure to present the nineteenth Annual Report of the Indian Ocean Memorandum of Understanding (IOMOU) for the year ending 31st December 2017.

This annual report summarizes the port State control (PSC) performed by the IOMOU member Authorities based on the various ship types, flag States and Recognized Organizations. Apart from the general information, this report provides the outcome of the results of PSC inspections undertaken by individual member Authority during the year, 2017. In addition, it also includes statistics and analysis on the results of inspections carried out by the member Authorities during the year 2017.

The New Inspection Regime (NIR), implemented from 1st January, 2018, is a major step forward for the IOMOU region. The NIR is a more risk based approach rather than quantity based inspection. This will help the port State control Officers (PSCOs) to target more high risk ships and reward well maintained ships with fewer inspections. However, this regime needs to be regularly monitored for improving the system when necessary, to keep it effective.

The IOMOU member Authorities are striving to achieve the target inspection rate and in doing so, we are ensuring that our PSCOs are properly trained to meet the standard of inspection and compliance with IMO and ILO standards.

As part of the harmonization, co-operation and exchange of information, the IOMOU Secretariat is represented by the Secretary in the Sub-Committee meeting on the Implementation of IMO Instruments (III) and information on the developments over the past one year and report of analysis of Concentrated Inspection Campaigns is submitted to the International Maritime Organization (IMO). Also, PSCOs from the region attend the training programme conducted by the Tokyo and Paris MoUs.

The IOMOU Secretariat continued to serve its member Authorities well during the year. Let me take this opportunity to thank members for their contribution and particularly the port State control officers of the region for their commitment and professionalism in conducting PSC activities in our region.

More information is available on the IOMOU web site: www.iomou.org

Dilip Mehrotra

Table of Contents

	Page
1. INTRODUCTION	
1.1 General	1
1.2 List of the Members and the Observers	2
2. ORGANISATIONAL STRUCTURE	
2.1 Organisational Structure of the IOMOU	3
2.2 IOMOU Secretariat	4
2.3 Contact Details	4
3. THE COMMITTEE	5
4. DETENTION REVIEW PANEL	7
5. TRAINING FOR PORT STATE CONTROL OFFICERS	8
6. PORT STATE CONTROL DEFICIENCIES	10
7. CO-OPERATION WITH OTHER REGIONAL MOUs	11
8. IOCIS / WEBSITE	12
9. STATUS OF RELEVANT INSTRUMENT	
8.1 Status of Relevant Instrument	14
8.2 Status of MARPOL	15
10. STATISTICS	16
11. PORT STATE CONTROL INSPECTION ACTIVITIES	17

12. LIST OF TABLES AND FIGURES

	Page
Table 1	Deficiencies by Type of Ship 18
Table 2	Deficiencies by Flag 19
Table 3	Deficiencies by Categories 21
Table 4	Deficiencies by Recognized Organization Related Detentions and Deficiencies 22
Table 5	Comparison of Inspections and Deficiencies per Ship Type 23
Table 6	Comparison of Inspections and Detentions per Ship Type 24
Table 7	Comparison of Inspections and Detentions per Flag 25
Table 8	Comparison of Deficiencies by Categories 28
Table 9	Comparison of Inspections and Deficiencies per Recognized Organization 29
Table 10	Comparison of Inspections and Detentions per Recognized Organization 31
Figure 1	Inspection Efforts 33
Figure 2	Types of Ship Inspected 34
Figure 3	Percentage of Ship Type with Deficiencies 35
Figure 4	Percentage of Detention per Ship Type 36
Figure 5	Percentage of Deficiencies per Flag 37
Figure 6	Percentage of Detentions per Flag 38
Figure 7	Deficiency Percentage by Categories 39
Figure 8	Detention Percentage by Recognized Organization 40
Figure 9	Comparison of Inspections per Ship Type 41
Figure 10	Comparison of Detentions per Ship Type 42
Figure 11	Summary of three Years Inspections with Deficiencies per Ship Type 43
Figure 12	Comparison of Detentions per Flag 44
Figure 13	Summary of three Years Detentions percentage per Flag 45
Figure 14	Comparison of Deficiencies by Categories 46
Figure 15	Comparison of Inspections per Recognized Organization 47
Figure 16	Comparison of Detentions per Recognized Organization 48
13.	UNDERPERFORMING SHIP LIST FOR 2017 49
14.	REPORT OF CIC ON SAFETY OF NAVIGATION (SOLAS CH. V) 54
15.	PRESENTATION OF MEMBER ADMINISTRATION:
	KENYA 56

Introduction

General

The Indian Ocean Memorandum of Understanding (IOMOU) on port State control (PSC) in the Indian Ocean region was finalized on the basis of the first preparatory meeting in India in October 1997 and the second meeting in June 1998 in South Africa. The second meeting was attended by Australia, Bangladesh, Djibouti, Eritrea, Ethiopia, India, Iran, Kenya, Maldives, Mauritius, Mozambique, Myanmar, Oman, Seychelles, South Africa, Sri Lanka, Tanzania and Yemen.

The port State control system aims to verify whether foreign flagged vessels calling at a port of a State, comply with applicable International Maritime Conventions. Each Authority ensures that foreign merchant ships visiting its ports comply with the standards articulated in the relevant Conventions and all amendments thereto in force. In this context, a participating maritime authority regards a ship flying the flag of another member state as a foreign ship too. When vessels are found not to be in substantial compliance with applicable regulations laws or relevant convention requirements, the PSC system imposes actions to ensure they are brought into compliance. Ships to be inspected are selected on the basis of targeting criteria outlined in the Memorandum and a non-discriminatory policy is observed.

Under the Memorandum, each Authority will establish and maintain an effective system of port State control regime. The mission of the IOMOU among maritime authorities responsible for port State control in the Indian Ocean region is to promote the effective implementation of an improved and harmonized system of port State control by uniform application, of relevant International Maritime Organization (IMO)/International Labour Organization (ILO) instruments on ships operating in the region.

This will be accomplished through the establishment and maintenance of a harmonized system of port State control by the member Authorities, and the effective operation of the Committee, the Secretariat and the IOCIS. Of particular importance are the cooperation and the exchange of information between members of the Memorandum of Understanding (MOU) and with other regional port State control regimes.

Following are the relevant instruments on which regional port State control is based:

- The International Convention on Load Lines, 1966;
- The International Convention for the Safety of Life at Sea, 1974 (SOLAS 74);
- The International Convention for the Prevention of Pollution from Ships, 1973, as modified by the Protocol of 1978 relating thereto (MARPOL 73/78);
- The International Convention on Standards of Training, Certification and Watchkeeping for Seafarers, 1978 (STCW 78);
- The Convention on the International Regulations for Preventing Collisions at Sea, 1972;
- The International Convention on Tonnage Measurement of Ships, 1969;
- The Merchant Shipping (Minimum Standards) Convention, 1976 (ILO Convention No. 147),
- The Maritime Labour Convention, 2006 (MLC, 2006)
- The International Convention on the Control of Harmful Anti-fouling Systems on Ships 2001
- The International Convention on Civil Liability for Bunkers Pollution Damager, 2001 (Bunkers Convention)
- Protocol of 1992 to amend the International convention on Civil Liability for Oil Pollution Damage, 1969 (CLC Protocol 1992).
- The International Convention for the control and Management of Ships' Ballast Water and Sediments. 2004 (BWM 2004)
together with the protocols and amendments to these conventions and related codes of mandatory status as and when they enter in to force.

Members, Observers & Observers Organisation

As of December 2017, there are nineteen countries which have become parties to the Memorandum. These are: **Australia, Bangladesh, Comoros, Eritrea, France (La Reunion), India, Iran, Kenya, Maldives, Mauritius, Mozambique, Myanmar, Oman, Seychelles, Sri Lanka, South Africa, Sudan, Tanzania and Yemen.**

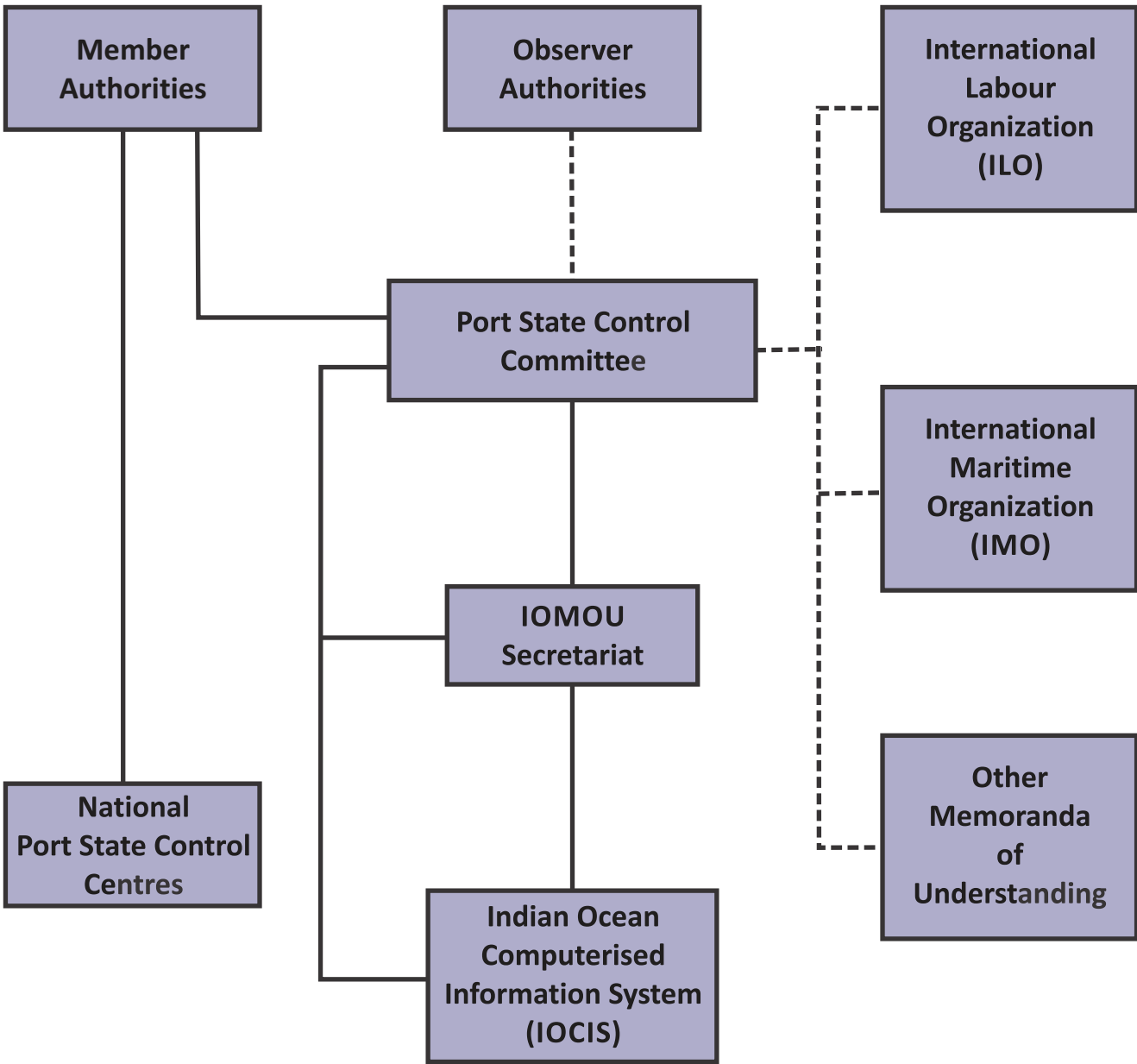
The Observer States of the IOMOU are Ethiopia and Madagascar, and the Observer Organizations are Black Sea Memorandum of Understanding, Caribbean MoU, Riyadh Memorandum of Understanding, Paris Memorandum of Understanding, Tokyo Memorandum of Understanding, West & Central Africa Memorandum of Understanding, the International Maritime Organisation, the International Labour Organization, United States Coast Guard and Equasis.

The Committee meetings are attended by the member Authorities as well as Observer States and Organizations.



PSCOs interacting during the fifth PSCOs seminar in Mumbai, India

Organisational Structure Of The IOMOU



IOMOU Secretariat

The Secretariat of the Indian Ocean Memorandum of Understanding is based at Goa in India. The Secretariat is governed by and accountable to the Committee of the IOMOU on port State control. It services the Committee meetings and assists the Committee in its activities.

The IOMOU Secretariat is headed by the Secretary, Mr. Dilip Mehrotra, assisted by Office Assistant Ms. Milan Sawant, Office Manager Mrs. Priyanka Sawant and Data Management Assistant Ms. Sushmita Naik.

Contact Details:

Postal Address:

The Secretary
IOMOU Secretariat,
Ushakal, House No. 92,
Plot No. A-8,
Rangavi Estate, Dabolim
GOA - 403 801.
INDIA.

Email Address:

iomou1@dataone.in
iomou.sec@nic.in

Website:

www.iomou.org

Telephone:

+91 832 2538 128/2538 398

Telefax:

+91 832 2538 127

The Committee

The Indian Ocean Memorandum of Understanding on port State control held its Twentieth Committee meeting in Maldives from 20th to 24th August, 2017. This meeting was hosted by the Maldives Transport Authority.

Representatives from the following IOMOU member States and observers attended the meeting:

Australia, France (Reunion Island), India, Islamic Republic of Iran, Kenya, Maldives, Oman, Seychelles, South Africa, Sudan and Yemen. Paris MoU Secretariat and Authority of Madagascar attended the meeting as Observers. The IOCIS Manager from the National Informatics Centre (NIC) also attended the meeting.

The member Authorities of Bangladesh, Comoros, Eritrea, Mauritius, Mozambique, Myanmar, Sri Lanka and Yemen, and the observers of Ethiopia, Black Sea MoU, Riyadh MoU, Tokyo MoU, United States Coast Guard (USCG), International Labour Organisation (ILO), the International Maritime Organization (IMO), and Equasis were not able to attend.

Mr. Francois BEAUGRAND, Chairman of the Committee presided over the Committee meeting



Participants during the twentieth Committee meeting held in Maldives

Outcomes of the meeting included:

1. The Committee welcomed the Authorities of Seychelles and Myanmar as new members of the IOMOU.
2. New Inspection Regime (NIR) document, approved and the same implemented from 1 January, 2018.
3. Approved the IOMOU Android App which is available on Google Play Store.
4. Agreed to conduct CIC for MARPOL Annex VI in 2018.
5. Adopted amendments to the Memorandum for inclusion of the Control & Management of Ships Ballast Water and Sediments, 2004 (BWM 2004), as the relevant instruments under the IOMOU.
6. Elected Ms. Beatrice Nyamoita, Assistant Director, Shipping & Maritime, State Department of Transport, Kenya as the new Chairman and Mr. Tobela Gqabu, Principal Officer, East London, South African Maritime Safety Authority, South Africa, as the Vice Chairman of the Committee, for the next three meetings.
7. The Committee approved/deactivated various additional Codes for Recognized Organization, deficiencies related to BWM 2004, Polar code, IGF code and MARPOL Annex VI.



Opening ceremony of the twentieth IOMOU Committee meeting in Maldives

Detention Review Panel

If flag State or their Recognized Organizations (ROs) acting on behalf of the flag State disagree with the outcome of the port State ruling, concerning a detention, either may request for a review by the Indian Ocean MOU's Detention Review Panel, within 90 days from the date of detention.

The Detention Review Panel is comprised of three Indian Ocean MOU member Authorities, excluding the port State and the vessels flag State and the ISM issuing country, if they are members of the Indian Ocean MOU.

In the year 2017, the Secretariat did not receive any appeal towards any detention.



Twentieth IOMOU Committee meeting in progress

Training And Seminars For Port State Control



Participants with the Director General of Shipping, and Special Secretary to the Government of India during the fifth PSCO seminar in Mumbai, India



Opening Ceremony during the fifth PSCO seminar in Mumbai, India

*Trainings Sponsored by International Maritime Organization (IMO)
and under IOMOU TC fund for Capacity Building of the PSCOs*

PSCO from Sudan attended the Expert Mission Training Course, organized by the Riyadh MoU in Oman from 19th February to 02nd March 2017, supported by the IMO. PSCO from the Authority of Kenya attended at their own cost.

PSCO from Bangladesh, attended the IMO Sponsored Training Course on Safety and Environment Organized by the Paris MoU in the Hague, Netherland from 28th February to 03rd March 2017, supported by the IMO.

PSCO from Seychelles attended the 25th PSC Seminar organized by the Tokyo MoU in Shanghai, China from 10th to 14th July 2017, supported under IOMOU TC fund.

PSCO from Seychelles, attended the IMO Sponsored Training Course on 7th General Training Course organized by the Tokyo MoU in Yokohama, Japan from 08th August to 09th September 2017, supported by the IMO and one PSCO from Mozambique supported under the IOMOU TC fund.

PSCO from Sri Lanka, attended the 7th Specialized Training (STC 7), organized by the Tokyo MoU in Busan, Republic of Korea from 13th to 16th November 2017, supported under IOMOU TC fund. PSCO from the Authority of Iran attended at their own cost.



Fifth PSCO seminar in Mumbai, India

Port State Control Deficiencies



Light shades damaged on decks



Oil accumulation at few location in the engine room



Accommodation Entrance door holed



One propeller shaft coupling bolt missing and adjacent areas untidy



Main deck plating holed and corroded



Machinery space without floorplates, and Engineer safety shoes missing

Co-operation With Other Regional MoUs

Considering the importance of inter-regional co-operation and harmonization, IOMOU participated in the Concentrated Inspection Campaign (CIC) on Safety of Navigation jointly with the Paris & Tokyo MoUs in 2017. All the CIC inspections were recorded in the Indian Ocean Computerised Information System (IOCIS) for the information of all interested parties. The Committee has decided to participate in other joint CICs as and when conducted by the Paris & Tokyo MoUs.

The IOMOU realized the need for this co-operation right from its inception and obtained the Observer status with the Tokyo MoU and later with the Paris MoU. It continues to maintain this status by attending their Committee meetings and other activities.

In a similar spirit the IOMOU has granted Observer status to the MoUs as indicated under the list of Observers.

The representatives of the Secretariat attend each other's Committee meetings depending upon their own programmes. This is in effect to benchmark and gives an opportunity to understand initiatives of other MoUs on PSC. During the year the Secretary was invited to attend the following meetings:

Mediterranean MoU
Tokyo MoU
Riyadh MoU
Paris MOU

In this regard the Secretary attended the following meeting for the year 2017:

- 14th Committee meeting of the Riyadh MoU held at Dubai, United Arab Emirates from 23rd to 25th January 2017.
- 50th meeting of Paris MoU Committee held in Gdansk, Poland on 22nd to 26th May 2017.
- Fourth session of Implementation of IMO Instruments (III) held at IMO Headquarters, London from 25th to 29th September 2017.



Fifth PSCO seminar in progress

IOCIS / WEBSITE

Indian Ocean Computerised Information System (IOCIS) and the IOMOU website are maintained by the National Informatics Centre, Government of India. The Secretariat is in continuous contact with the Manager of the IOCIS.

Following enhancement/modification has been made in the IOMOU website/ IOCIS:

- 1 Migration of IOMOU website to Cloud is under process.
- 2 Modification in the detention list by adding the field of RO related details.
- 3 Publication of banned ships on the basis of ship details provided by the member Authorities.
- 4 Providing the facility to the PSCOs for adding the deficiency photographs and supporting documents, while reporting PSC inspection.
- 5 Addition, deactivation and correction in various codes, as approved during the twentieth meeting.
- 6 Amendments in data validation rules.
- 7 Implementation of New Inspection Regime from 01.01.2018.
- 8 IOMOU Android App launched during the fifth PSCO seminar.
- 9 Committee approved for the Offline reporting Module. Work in progress.

Data exchange with Equasis, Information Handling System (IHS), Lloyds List (LLG) and the International Maritime Organization (IMO) under GISIS is being carried out. Hyperlink between IOCIS and APCIS, is being taken care of. Further the Committee approved the provision of hyperlink to the Caribbean MoU and vice versa.



Launching of IOMOU Android App by the Director General of Shipping and Special Secretary to the Government of India, during the fifth PSCO seminar held in Mumbai, India.

The web-site <http://www.iomou.org> is visited by many to gather information on PSC inspections in the Indian Ocean region. The yearly statistical analysis of the use of the website is as given below:

Month	Hits	Visits	Page views	Kbytes sent
Jan - 17	12,03,433	16304	1105921	5752540
Feb - 17	882046	16506	793591	6794677
Mar - 17	1011383	19266	919802	6236365
Apr - 17	10,41,386	17578	951430	7098408
May- 17	13,03,383	18720	1199732	10713251
Jun - 17	9,87,781	17171	904514	12623084
Jul - 17	11,96,283	17168	1104465	11253655
Aug - 17	10,24,863	18755	927407	8813948
Sep - 17	11,87,121	18425	1087469	7252364
Oct - 17	13,61,048	19569	1256414	7926549
Nov - 17	15,37,160	20504	1394095	7526840
Dec - 17	1306784	20579	1213846	7360531
Total	14042671	220545	12858686	99352212



Fifth PSCO seminar in Mumbai, India

Status of the Relevant Instruments

**STATUS OF RELEVANT INSTRUMENT
(Date of Deposit of Instruments)
As on 31st December 2017**

Sr. No	Authority	TONNAGE CONVENTION 69	LOADLINE CONVENTION 66	LOAD LINE PROT 88	SOLAS 74	SOLAS PROT 78	SOLAS PROT 88	STCW 78	AFS 2001	COLREG 72	BANKERS CONVENTION 2001	CLC PROT1992	BWM 2004	ILO 147/MLC 2006*
1	Australia	21.05.1982	29.07.1968	07.02.1997	17.08.1983	17.08.1983	07.02.1997	07.11.1983	09.01.2007	29.02.1980	16.03.2009	09.10.1995	07.06.2017	21.12.2011
2	Bangladesh	06.11.1981	10.05.1978	18.12.2002	06.11.1981	-	18.12.2002	06.11.1981	-	10.05.1978	-	-	-	06.11.2014
3	Comoros	22.11.2000	22.11.2000	-	22.11.2000	22.11.2000	-	22.11.2000	-	22.11.2000	-	15.01.2000	-	-
4	Eritrea	22.04.1996	22.04.1996	04.02.2000	22.04.1996	-	04.02.2000	22.04.1996	-	22.04.1996	-	-	-	-
5	France	31.10.1980	30.11.1966	05.10.1990	25.05.1977	21.12.1979	28.02.1992	11.07.1980	12.03.2007	10.05.1974	19.10.2010	29.09.1994	24.08.2008	02.05.1978/ 28.02.2013
6	India	26.05.1977	19.04.1968	10.08.2000	16.06.1976	03.04.1986	22.08.2000	16.11.1984	24.04.2015	30.05.1973	-	15.11.1999	-	26.09.1996/ 09.10.2015
7	Iran	28.12.1973	05.10.1973	31.10.2006	17.10.1994	31.08.2000	31.10.2006	01.08.1996	06.04.2011	17.01.1989	21.11.2011	24.10.2007	06.04.2011	11.06.2014
8	Kenya	15.12.1992	12.09.1975	07.07.2015	21.07.1999	07.07.2015	07.07.2015	15.12.1992	07.07.2015	15.12.1992	07.07.2015	02.02.2000	14.01.2008	31.07.2014
9	Maldives	02.06.1983	29.01.1968	-	14.01.1981	-	20.05.2005	22.01.1987	-	14.01.1981	-	20.05.2005	22.06.2005	07.10.2014
10	Mauritius	11.10.1988	11.10.1988	17.12.2002	01.02.1988	-	17.12.2002	04.07.1991	-	26.05.1989	17.07.2013	06.12.1999	-	30.05.2014
11	Mozambique	30.10.1991	30.10.1991	-	23.12.1996	-	-	15.11.1985	-	30.10.1991	-	26.04.2002	-	-
12	Myanmar	04.05.1988	11.11.1987	-	11.11.1987	11.11.1987	-	04.05.1988	-	11.11.1987	-	12.07.2016	-	25.05.2016
13	Oman	24.09.1990	20.08.1975	17.06.1991	25.04.1985	25.04.1985	17.06.1991	24.09.1990	-	25.04.1985	-	08.07.1994	-	-
14	Seychelles	17.07.2017	01.10.1976	27.09.1989	10.05.1988	10.05.1988	27.09.1989	22.08.1988	-	22.08.1988	-	23.07.1988	27.11.2017	07.01.2014
15	South Africa	24.11.1982	14.12.1966	-	23.05.1980	11.01.1982	-	27.07.1983	02.07.2008	20.12.1976	-	01.10.2004	15.04.2008	20.06.2013
16	Sri Lanka	11.03.1992	10.05.1974	-	30.08.1983	-	-	22.01.1987	-	04.01.1978	-	22.01.1999	-	12.01.2017
17	Sudan	21.05.2002	26.09.1991	-	15.05.1990	-	-	26.02.1997	-	11.03.2003	-	-	-	-
18	Tanzania	28.03.2001	28.02.1989	-	28.03.2001	-	-	27.10.1982	-	16.05.2006	-	19.11.2002	-	-
19	Yemen	06.03.1979	06.03.1979	11.01.2012	06.03.1979	-	11.01.2012	14.02.2005	-	06.03.1979	-	20.09.2006	-	-
	Entry in to force	18.07.1982	21.07.1968	03.02.2000	25.05.1980	01.05.1981	03.02.2000	28.04.1984	17.09.2008	15.07.1977	21.11.2008	30.05.1996	08.09.2017	28.11.1981/ 20.08.2013

* MLC 2006 will supersede ILO 147 if the Authority ratified both of them

**STATUS OF MARPOL 73/78
(Date of Deposit of Instruments)
As on 31st December 2017**

Sr No.	Authority	Annex I & II	Annex III	Annex IV	Annex V	Annex VI
1	Australia	14.10.1987	10.10.1994	27.02.2004	14.08.1990	07.08.2007
2	Bangladesh	18.12.2002	18.12.2002	18.12.2002	18.12.2002	18.12.2002
3	Comoros	22.11.2000	22.11.2000	22.11.2000	22.11.2000	22.11.2000
4	Eritrea	—	—	—	—	—
5	France	25.09.1981	25.09.1981	25.09.1981	25.09.1981	25.09.1981
6	India	24.09.1986	11.06.2003	11.06.2003	11.06.2003	23.11.2011
7	Iran	25.10.2002	29.05.2009	29.05.2009	25.10.2002	29.05.2009
8	Kenya	15.12.1992	15.12.1992	15.12.1992	15.12.1992	14.01.2008
9	Maldives	20.05.2005	—	—	20.05.2005	—
10	Mauritius	06.04.1995	06.04.1995	06.04.1995	06.04.1995	—
11	Mozambique	09.11.2005	09.11.2005	09.11.2005	09.11.2005	—
12	Myanmar	04.08.1988	05.04.2016	05.04.2016	05.04.2016	—
13	Oman	13.03.1984	13.03.1984	13.03.1984	13.03.1984	—
14	Seychelles	28.11.1980	—	—	—	—
15	South Africa	28.11.1984	05.02.1997	17.09.2015	13.05.1992	17.09.2015
16	Sri Lanka	24.06.1997	24.06.1997	24.06.1997	24.06.1997	—
17	Sudan	—	21.01.2015	21.01.2015	21.01.2015	—
18	Tanzania	23.07.2008	23.07.2008	23.07.2008	23.07.2008	—
19	Yemen	—	—	—	—	—
Entry into force date		02.10.1983	01.07.1992	27.09.2003	31.12.1988	19.05.2005

Statistics

A total of 5674 inspections were carried out in 2017. Out of these 5674 inspections, 3017 inspections had deficiencies and the total numbers of deficiencies were 13099.

Serious deficiencies noted by the PSCOs led to the detention of 281 ships and needed to be rectified prior to the ships departure; the overall detention percentage for the year was 4.95 %. There was decrease in total number of inspections in 2017, compared with those in 2016; and the detention percentage decreased from 6.16 % recorded in 2016.

The average number of deficiencies per inspection in 2017 (2.30) has slightly decreased compared to the previous year (2.46).

The information given in the following tables and charts represents the port State control activities of Australia, Bangladesh, Comoros, France, India, Iran, Kenya, Maldives, Mauritius, Myanmar, Oman, Sri Lanka, South Africa, Sudan and Tanzania. The remaining member Authorities are trying to the overcome challenges in carrying out their PSC Inspection activities.

It should be noted that Australia, is a member of both the Tokyo MoU and the Indian Ocean MOU. South Africa is a member of the Abuja MoU and Indian Ocean MOU, Oman is the member of Riyadh MoU and the Indian Ocean MOU. Each record their PSC data with both MoUs and so when considering a world picture of statistics, this duplication of data should be taken into account¹.

A joint CIC on Safety of Navigation (SOLAS CH.V) was held jointly with the Paris and the Tokyo MoUs in 2017. The consolidated report on CIC activities in the Indian Ocean region is provided in this Annual Report.

Port State Control Inspection Activities

STATISTICS FOR 2017

PORT STATE CONTROL INSPECTIONS CARRIED OUT BY AUTHORITIES

Authority	Number of Inspections	Number of Inspections with deficiencies	Number of Deficiencies	Number of Detentions	Detention Percentage
Australia ¹	3128	1689	7084	165	5.27
Bangladesh	147	139	448	1	0.68
Comoros	6	0	0	0	0.00
France	43	19	51	1	2.33
India	514	408	1834	22	4.28
Maldives	8	6	12	0	0.00
Iran	757	509	2940	76	10.04
Kenya	509	101	234	4	0.79
Myanmar	8	6	27	0	0.00
Mauritius	4	0	0	0	0.00
Oman ¹	187	58	191	4	2.14
South Africa ¹	317	61	188	7	2.21
Sri Lanka	6	6	44	1	16.67
Sudan	37	15	46	0	0.00
Tanzania	3	0	0	0	0.00
Total	5674	3017	13099	281	4.95

¹ See comment on page 16 regarding Australia, South Africa and Oman regarding data duplication between IOMOU and Tokyo, Abuja and Riyadh MoUs.

Table: 1

Deficiencies by Type of Ship

Type of Ship	Number of Inspections	Number of Inspections with Deficiencies	Number of Deficiencies	Number of Detentions	Detention Percentage	Percentage of Inspections with Deficiencies
Bulk Carrier	2688	1514	6325	131	4.87	56.32
Chemical Tanker	506	233	950	18	3.56	46.05
Container Ship	652	309	1210	25	3.83	47.39
Combination carrier	10	8	31	0	0.00	80.00
Commercial Yacht	1	1	3	0	0.00	100.00
Gas Carrier	131	57	185	2	1.53	43.51
General Cargo / Multipurpose ship	551	363	1902	33	5.99	65.88
Heavy Load Carrier	23	12	29	0	0.00	52.17
High Speed Passenger Craft	1	1	2	0	0.00	100.00
Livestock Carrier	61	34	180	5	8.20	55.74
MODU or FPSO	2	1	1	0	0.00	50.00
NLS Tanker *	28	17	47	1	3.57	60.71
Offshore Service Vessel	67	41	426	19	28.36	61.19
Oil Tanker	423	205	944	27	6.38	48.46
Other Types of Ship	43	28	128	3	6.98	65.12
Passenger Ship	56	22	53	0	0.00	39.29
Refrigerated Cargo Vessel	26	5	31	1	3.85	19.23
Ro-Ro Cargo Ship	25	14	77	1	4.00	56.00
Ro-Ro Passenger Ship	5	5	13	0	0.00	100.00
Special Purpose Ship	12	5	26	1	8.33	41.67
Tugboat	37	29	199	9	24.32	78.38
Vehicle Carrier	252	70	182	3	1.19	27.78
Wood Chips Carrier	74	43	155	2	2.70	58.11
Total	5674	3017	13099	281		

* Earlier known to be Tanker not otherwise specified.

Table: 2

Deficiencies by Flag

Flag	Number of Inspections	Number of Inspections with Deficiencies	Number of Deficiencies	Number of Detentions	Detention Percentage
Antigua and Barbuda	86	55	198	1	1.16
Albania	1	1	15	1	100.00
Azerbaijan	9	9	87	1	11.11
Bahamas	187	72	301	9	4.81
Bangladesh	8	7	27	1	12.50
Barbados	9	7	36	1	11.11
Belgium	8	5	28	0	0.00
Belize	13	11	111	4	30.77
Bermuda (UK)	17	3	8	1	5.88
Brunei Darussalam	1	0	0	0	0.00
Cayman Islands (UK)	50	11	40	0	0.00
China	89	38	118	1	1.12
Comoros	6	3	13	0	0.00
Cook Islands	10	7	29	1	10.00
Croatia	7	3	22	0	0.00
Cyprus	132	75	267	6	4.55
Denmark	37	17	55	4	10.81
Dominica	1	1	3	0	0.00
Egypt	2	2	5	0	0.00
Ethiopia	5	5	25	1	20.00
France	9	5	23	0	0.00
Fiji	4	3	31	3	75.00
Germany	17	6	25	1	5.88
Gibraltar (UK)	11	8	24	0	0.00
Greece	69	35	138	2	2.90
Hong Kong, China	527	250	892	16	3.04
India	23	15	59	1	4.35
Indonesia	3	2	11	1	33.33
Iran	12	6	23	1	8.33
Isle of Man (UK)	59	22	66	1	1.69
Italy	34	14	71	1	2.94
Japan	68	33	115	1	1.47
Kazakhstan	1	1	2	0	0.00
Kiribati	1	0	0	0	0.00
Korea, Republic of	65	38	155	2	3.08
Kuwait	8	6	27	0	0.00
Liberia	618	280	1149	20	3.24
Luxembourg	8	4	12	0	0.00
Malaysia	10	4	11	0	0.00
Malta	342	183	733	18	5.26
Maldives	1	1	12	0	0.00

Table: 2 (Contd.)

Deficiencies by Flag

Flag	Number of Inspections	Number of Inspections with Deficiencies	Number of Deficiencies	Number of Detentions	Detention Percentage
Marshall Islands	635	305	1021	19	2.99
Mauritius	1	0	0	0	0.00
Mongolia	3	3	12	0	0.00
Netherlands	26	13	31	1	3.85
New Zealand	3	1	1	0	0.00
Norway	78	28	85	0	0.00
Pakistan	2	2	13	1	50.00
Palau	21	18	92	5	23.81
Panama	1311	804	3809	91	6.94
Papua New Guinea	7	7	47	1	14.29
Philippines	30	18	78	2	6.67
Portugal	49	30	108	1	2.04
Qatar	6	4	7	0	0.00
Russian Federation	107	88	510	1	0.93
Saint Kitts and Nevis	10	7	29	0	0.00
Saint Vincent and the Grenadines	26	18	74	0	0.00
Saudi Arabia	5	5	26	1	20.00
Sierra Leone	3	2	8	1	33.33
Singapore	531	246	946	18	3.39
Sri Lanka	2	1	8	1	50.00
Sweden	11	4	5	0	0.00
Switzerland	14	8	35	1	7.14
Taiwan, China	7	3	17	1	14.29
Tanzania	29	26	432	18	62.07
Thailand	21	15	72	2	9.52
Togo	22	17	162	6	27.27
Turkey	18	11	45	1	5.56
Turkmenistan	5	5	54	0	0.00
Tuvalu	21	15	71	2	9.52
United Arab Emirates	6	6	37	1	16.67
United Kingdom	39	22	78	2	5.13
United States	13	4	13	0	0.00
Vanuatu	8	1	3	0	0.00
Viet Nam	36	32	203	4	11.11
Total	5674	3017	13099	281	

Table: 3

Deficiencies by Categories

Code	Nature Of Deficiencies	Number of Deficiencies	Percentage
011	Certificate & Documentation - Ship Certificates	440	3.36
012	Certificate & Documentation - Crew Certificates	212	1.62
013	Certificate & Documentation – Documents	610	4.66
021	Structural Conditions	504	3.85
031	Water/Weathertight conditions	864	6.60
041	Emergency Systems	713	5.44
051	Radio Communications	408	3.11
061	Cargo operations including equipment	193	1.47
071	Fire safety	1685	12.86
081	Alarms	102	0.78
091	Living Conditions	143	1.09
092	Working Conditions	661	5.05
101	Safety of Navigation	2013	15.37
111	Life saving appliances	1259	9.61
121	Dangerous goods	4	0.03
131	Propulsion and auxiliary machinery	732	5.59
141	Pollution prevention - MARPOL Annex I	255	1.95
142	Pollution prevention - MARPOL Annex II	1	0.01
143	Pollution prevention - MARPOL Annex III	2	0.02
144	Pollution prevention - MARPOL Annex IV	245	1.87
145	Pollution prevention - MARPOL Annex V	157	1.20
146	Pollution prevention - MARPOL Annex VI	81	0.62
147	Pollution Prevention – Anti Fouling	2	0.02
148	Pollution Prevention – Ballast Water	4	0.03
151	ISM	432	3.30
161	ISPS	50	0.38
181	Minimum requirements for seafarers	25	0.19
182	Labour Conditions - Conditions of employment	166	1.27
183	Accommodation recreational facilities F and C	296	2.26
184	Health protection, medical care, social security	617	4.71
991	Other	223	1.70
	Total	13099	

Table: 4

Deficiencies by Recognized Organization Related Detentions and Deficiencies

Recognized Organization	Number of Overall Inspections	Number of Inspections with Deficiencies	Number of Overall Detentions	Overall Detention %	Number of RO Responsible detentions	RO Responsible Detention %	Number of RO Related deficiencies
American Bureau of Shipping	565	269	26	4.60	0	0.00	0
American Register of Shipping	1	0	0	0.00	0	0.00	0
Bulgarski Koraben Register	1	1	0	0.00	0	0.00	0
Bureau Veritas	646	372	37	5.73	3	0.46	5
China Classification Society	285	144	6	2.11	0	0.00	0
Columbus American Register	4	4	0	0.00	0	0.00	0
Cosmos Marine Bureau Inc	1	0	0	0.00	0	0.00	0
CR Classification Society	2	1	0	0.00	0	0.00	0
Croatian Register of Shipping	6	3	2	33.33	1	16.67	3
DNV GL AS	931	425	30	5.63	1	0.15	1
Dromon Bureau of Shipping	8	6	2	25.00	1	12.50	1
Guardian Bureau of Shipping	1	1	0	0.00	0	0.00	0
Indian Register of Shipping	30	22	5	16.67	0	0.00	0
International Naval Surveys Bureau	6	6	2	33.33	0	0.00	0
International Register of Shipping	13	12	4	30.77	1	7.69	1
Iranian Classification Society	1	1	1	100.00	0	0.00	0
Isthmus Bureau of Shipping, S.A	3	3	0	0.00	0	0.00	0
Korea Classification Society	1	1	0	0.00	0	0.00	0
Korean Register of Shipping	285	152	9	3.16	1	0.35	1
Korean Ship Safety Technology Authority	1	1	1	100.00	0	0.00	0
Lloyd's Register	706	341	28	3.97	3	0.42	4
Macosnar Corporation	2	2	1	50.00	0	0.00	0
Maritime Bureau of Shipping	1	1	0	0.00	0	0.00	0
National Shipping Adjusters Inc.	7	4	3	42.86	0	0.00	0
New united International Marine Services Ltd.	1	1	1	100.00	1	100.00	3
Nippon Kaiji Kyokai	1782	961	78	4.38	9	0.56	18
No Class	21	14	5	23.81	0	0.00	0
Novel Classification Society S.A.	1	1	0	0.00	0	0.00	0
Other *	29	27	19	65.52	3	10.34	8
Overseas Marine Certification Services, Inc.	5	4	2	40.00	0	0.00	0
Panama Maritime Documentation Services	2	2	0	0.00	0	0.00	0
Panama Marine Survey and Certification Services Inc.	1	1	1	100.00	0	0.00	0
Panama Shipping Registrar Inc	3	3	0	0.00	0	0.00	0
Phoenix Register of Shipping S.A.	2	2	1	50.00	0	0.00	0
Polski Rejestr Statkow	15	12	7	46.67	0	0.00	0
Russian Maritime Register of Shipping	128	105	1	0.78	0	0.00	0
RINA Services S.p.A.	149	86	8	5.37	2	1.34	3
SingClass International Pte Ltd.	1	1	0	0.00	0	0.00	0
Viet Nam Register	25	23	3	12.00	2	8.00	2
Venezuelan Register of Shipping	4	4	0	0.00	0	0.00	0

* Inspection classed with, Intertek Maritime Bureau, Qualitas Register of Shipping, NKK-INSB, Bulgarian Register of Shipping, Thailang Gov, Qualitas Register Navigation, Biro Klasifikasi Indonesia , Albania Register of Shipping are included in this RO.

Note: In case where more than one Recognized Organization has issued the ship's certificate, the inspection and detention is counted to each of them.

Table: 5

Comparison of Inspections and Deficiencies per Ship Type

Type of Ship	Number of Inspections				Number of Inspection with Deficiencies				3-year average percentage
	Year				Year				
	2015	2016	2017	Total	2015	2016	2017	Total	
Bulk Carrier	3401	3078	2688	9167	1939	1853	1514	5306	57.88
Chemical Tanker	377	519	506	1402	181	273	233	687	49.00
Combination Carrier	0	0	10	10	0	0	8	8	80.00
Commercial yacht	0	0	1	1	0	0	1	1	100.00
Container Ship	664	657	652	1973	339	340	309	988	50.08
Gas Carrier	119	128	131	378	45	61	57	163	43.12
General Cargo / Multipurpose Ship	470	423	551	1444	290	266	363	919	63.64
Heavy Load Carrier	48	27	23	98	23	12	12	47	47.96
High Speed Passenger Craft	0	1	1	2	0	1	1	2	100.00
Livestock Carrier	52	57	61	170	33	34	34	101	59.41
MODU & FPSO	7	0	2	9	5	0	1	6	66.67
NLS Tanker*	24	28	28	80	14	14	17	45	56.25
Offshore Service Vessel	63	59	67	189	33	44	41	118	62.23
Oil Tanker	339	449	423	1211	137	214	205	556	45.91
Other Types of Ship	38	34	43	115	25	20	28	73	63.48
Passenger Ship	57	57	56	170	37	28	22	87	51.18
Refrigerated Cargo Vessel	44	35	26	105	20	13	5	38	36.19
Ro-Ro Cargo Ship	38	22	25	85	25	16	14	55	64.71
Ro-Ro Passenger Ship	1	0	5	6	1	0	5	6	100.00
Special Purpose Ship	21	18	12	51	11	10	5	26	50.98
Tugboat	92	48	37	177	57	41	29	127	71.75
Vehicle Carrier	325	287	252	864	108	96	70	274	31.71
Woodchip Carrier	73	83	74	230	49	57	43	149	64.78
Total	6253	6010	5674	17937	3372	3393	3017	9782	54.54

* Earlier known to be Tanker not otherwise specified.

Table: 6

Comparison of Inspections and Detentions per Ship Type

Type of Ship	Number of Inspection				Number of Detention				3 Year average Percentage
	Year				Year				
	2015	2016	2017	Total	2015	2016	2017	Total	
Bulk Carrier	3401	3078	2688	9167	168	180	131	479	5.23
Chemical Tanker	377	519	506	1402	14	28	18	60	4.28
Combination Carrier	0	0	10	10	0	0	0	0	0.00
Commercial yacht	0	0	1	1	0	0	0	0	0.00
Container Ship	664	657	652	1973	43	25	25	93	4.71
Gas Carrier	119	128	131	378	4	6	2	12	3.17
General Cargo / Multipurpose Ship	470	423	551	1444	39	42	33	114	7.89
Heavy Load Carrier	48	27	23	98	3	3	0	6	6.12
High Speed Passenger Craft	0	1	1	2	0	0	0	0	0.00
Livestock Carrier	52	57	61	170	4	3	5	12	7.06
MODU & FPSO	7	0	2	9	2	0	0	2	22.22
NLS Tanker*	24	28	28	80	3	3	1	7	8.75
Oil Tanker	339	449	423	1211	23	35	27	85	7.02
Offshore Service Vessel	63	59	67	189	14	20	19	53	28.04
Other Types of Ship	38	34	43	115	3	2	3	8	6.96
Passenger Ship	57	57	56	170	1	1	0	2	1.18
Refrigerated Cargo Vessel	44	35	26	105	2	0	1	3	2.86
Ro-Ro Cargo Ship	38	22	25	85	2	1	1	4	4.71
Ro-Ro Passenger Ship	1	0	5	6	0	0	0	0	0.00
Special Purpose Ship	21	18	12	51	3	2	1	6	11.76
Tugboat	92	48	37	177	6	9	9	24	13.56
Vehicle Carrier	325	287	252	864	10	7	3	20	2.31
Woodchip Carrier	73	83	74	230	6	3	2	11	4.78
Total	6253	6010	5674	17937	350	370	281	1001	5.58

* Earlier known to be Tanker not otherwise specified.

Table: 7 (Contd.)

Comparison of Inspections and Detentions per Flag

Flag	Number of Inspection				Number of Detention				3 Year average Percentage
	Year				Year				
	2015	2016	2017	Total	2015	2016	2017	Total	
Japan	89	75	68	232	2	3	1	6	2.59
Jordan	0	2	0	2	0	1	0	1	50.00
Kazakhstan	0	0	1	1	0	0	0	0	0.00
Kiribati	1	1	1	3	0	0	0	0	0.00
Korea, Republic of	117	79	65	261	13	5	2	20	7.66
Kuwait	7	6	8	21	0	0	0	0	0.00
Liberia	604	615	618	1837	45	29	20	94	5.12
Libya	0	2	0	2	0	1	0	1	50.00
Lithuania	2	0	0	2	0	0	0	0	0.00
Luxembourg	2	13	8	23	0	0	0	0	0.00
Madagascar	0	1	0	1	0	1	0	1	100.00
Malaysia	11	13	10	34	0	0	0	0	0.00
Maldives	1	2	1	4	1	1	0	2	50.00
Malta	310	354	342	1006	20	17	18	55	5.47
Marshall Islands	575	585	635	1795	20	33	19	72	4.01
Mauritius	1	1	1	3	0	0	0	0	0.00
Moldova	1	0	0	1	1	0	0	1	100.00
Mongolia	5	1	3	9	1	1	0	2	22.22
Montenegro	0	1	0	1	0	0	0	0	0.00
Myanmar	1	0	0	1	0	0	0	0	0.00
Netherlands	47	26	26	99	0	2	1	3	3.03
New Zealand	7	3	3	13	1	0	0	1	7.69
Norway	81	72	78	231	0	3	0	3	1.30
Oman	0	1	0	1	0	0	0	0	0.00
Pakistan	1	2	2	5	1	0	1	2	40.00
Palau	5	29	21	55	3	6	5	14	25.45
Panama	1568	1527	1311	4406	91	121	91	303	6.88
Papua New Guinea	8	9	7	24	1	5	1	7	29.17
Philippines	44	34	30	108	1	1	2	4	3.70
Portugal	17	36	49	102	0	1	1	2	1.96
Qatar	1	0	6	7	0	0	0	0	0.00
Russian Federation	2	1	107	110	0	0	1	1	0.91
Saint Kitts and Nevis	11	19	10	40	7	11	0	18	45.00
Saint Vincent and the Grenadines	44	36	26	106	5	5	0	10	9.43
Samoa	1	0	0	1	1	0	0	1	100.00
Saudi Arabia	7	4	5	16	1	0	1	2	12.50
Sierra Leone	3	2	3	8	0	2	1	3	37.50
Singapore	628	581	531	1740	23	18	18	59	3.39
Solomon Islands	4	3	0	7	1	0	0	1	14.29
South Africa	0	1	0	1	0	0	0	0	0.00

Table: 7

Comparison of Inspections and Detentions per Flag

Flag	Number of Inspection				Number of Detention				3 Year average Percentage
	Year				Year				
	2015	2016	2017	Total	2015	2016	2017	Total	
Antigua and Barbuda	125	94	86	305	15	5	1	21	6.89
Albania	0	0	1	1	0	0	1	1	100.00
Azerbaijan	0	0	9	9	0	0	1	1	11.11
Bahamas	218	217	187	622	7	9	9	25	4.02
Bangladesh	8	7	8	23	2	0	1	3	13.04
Barbados	5	2	9	16	0	0	1	1	6.25
Belgium	11	9	8	28	0	0	0	0	0.00
Belize	8	15	13	36	3	4	4	11	30.56
Bermuda (UK)	31	29	17	77	0	1	1	2	2.60
Brunei Darussalam	0	0	1	1	0	0	0	0	0.00
Brazil	0	1	0	1	0	0	0	0	0.00
Cambodia	3	0	0	3	1	0	0	1	33.33
Cayman Islands (UK)	35	32	50	117	2	0	0	2	1.71
China	153	117	89	359	3	2	1	6	1.67
Comoros	7	7	6	20	2	1	0	3	15.00
Congo, Democratic Rep. of	1	0	0	1	1	0	0	1	100.00
Cook Islands	11	11	10	32	3	2	1	6	18.75
Croatia	5	7	7	19	0	3	0	3	15.79
Curacao (NL)*	4	0	0	4	0	0	0	0	0.00
Cyprus	136	121	132	389	9	7	6	22	5.66
Denmark	31	35	37	103	0	0	4	4	3.88
Dominica	2	0	1	3	0	0	0	0	0.00
Egypt	0	1	2	3	0	0	0	0	0.00
Estonia	1	0	0	1	0	0	0	0	0.00
Ethiopia	2	0	5	7	0	0	1	1	14.29
Faroe Islands	0	1	0	1	0	0	0	0	0.00
Fiji	0	2	4	6	0	0	3	3	50.00
France	6	15	9	30	0	1	0	1	3.33
Germany	6	13	17	36	0	0	1	1	2.78
Georgia	0	1	0	1	0	0	0	0	0.00
Gibraltar (UK)	22	18	11	51	2	0	0	2	3.92
Greece	110	112	69	291	4	6	2	12	4.12
Hong Kong, China	699	632	527	1858	30	28	16	74	3.98
India	24	33	23	80	2	3	1	6	7.50
Indonesia	15	9	3	27	4	1	1	6	22.22
Iran	10	7	12	29	0	0	1	1	3.45
Ireland	0	1	0	1	0	0	0	0	0.00
Isle of Man (UK)	77	60	59	196	2	1	1	4	2.04
Israel	2	0	0	2	0	0	0	0	0.00
Italy	43	39	34	116	3	2	1	6	5.17
Jamaica	0	1	0	1	0	0	0	0	0.00

* Flag Netherlands Antilles changed to Curacao with effect from 10.10.2010

Table: 7 (Contd.)

Comparison of Inspections and Detentions per Flag

Flag	Number of Inspection				Number of Detention				3 Year average Percentage
	Year				Year				
	2015	2016	2017	Total	2015	2016	2017	Total	
Spain	0	1	0	1	0	0	0	0	0.00
Sri Lanka	3	4	2	9	0	1	1	2	22.22
Sweden	12	15	11	38	0	0	0	0	0.00
Switzerland	12	15	14	41	0	0	1	1	2.44
Taiwan, China	24	19	7	50	0	4	1	5	10.00
Tanzania	5	18	29	52	2	10	18	30	57.69
Thailand	19	15	21	55	1	4	2	7	12.73
Tunisia	1	0	0	1	0	0	0	0	0.00
Togo	5	13	22	40	1	4	6	11	27.50
Turkey	21	23	18	62	0	1	1	2	3.23
Turkmenistan	0	0	5	5	0	0	0	0	0.00
Tuvalu	13	15	21	49	0	0	2	2	4.08
United Arab Emirates (UAE)	3	3	6	12	1	1	1	3	25.00
United Kingdom	42	35	39	116	1	1	2	4	3.45
United States	15	8	13	36	1	0	0	1	2.78
Vanuatu	14	9	8	31	0	1	0	1	3.23
Viet Nam	47	31	36	114	9	0	4	13	11.40
Total	6253	6010	5674	17937	350	370	281	1001	

Table: 8

Comparison of Deficiencies by Categories

Code	Nature of Deficiencies	Number of Deficiencies		
		Year		
		2015	2016	2017
011	Certificate & Documentation - Ship Certificates	356	466	440
012	Certificate & Documentation - Crew Certificates	243	253	212
013	Certificate & Documentation – Documents	709	613	610
021	Structural Conditions	479	492	504
031	Water/Weathertight conditions	778	880	864
041	Emergency Systems	846	762	713
051	Radio Communications	529	524	408
061	Cargo operations including equipment	193	251	193
071	Fire safety	2057	1961	1685
081	Alarms	135	121	102
091	Living Conditions	128	161	143
092	Working Conditions	629	639	661
101	Safety of Navigation	2255	2317	2013
111	Life saving appliances	1493	1569	1259
121	Dangerous goods	43	23	4
131	Propulsion and auxiliary machinery	737	809	732
141	Pollution prevention - MARPOL Annex I	368	327	255
142	Pollution prevention - MARPOL Annex II	0	2	1
143	Pollution prevention - MARPOL Annex III	0	1	2
144	Pollution prevention - MARPOL Annex IV	319	299	245
145	Pollution prevention - MARPOL Annex V	197	174	157
146	Pollution prevention - MARPOL Annex VI	84	117	81
147	Pollution prevention – Anti Fouling	1	1	2
148	Pollution Prevention – Ballast Water	0	0	4
151	ISM	630	646	432
161	ISPS	114	68	50
181	Minimum requirements for seafarers	17	5	25
182	Labour Conditions - Conditions of employment	210	166	166
183	Accommodation recreational facilities F and C	483	318	296
184	Health protection, medical care, social security	700	663	617
991	Other	174	202	223
	Total	14907	14830	13099

Table: 9

Comparison of Inspections and Deficiencies per Recognized Organization

Recognized Organization	Number of Inspections				Number of Inspections with Deficiencies				3-year average percent age
	Year				Year				
	2015	2016	2017	Total	2015	2016	2017	Total	
American Bureau of Shipping	640	628	565	1833	317	310	269	896	48.88
American Register of Shipping	3	2	1	6	2	2	0	4	66.67
Asia Classification Society	2	0	0	2	2	0	0	2	100.00
Bulgarski Koraben Registrar	0	0	1	1	0	0	1	1	100
Bureau Veritas	652	693	646	1991	368	424	372	1164	58.46
China Classification Society	376	317	285	978	184	168	144	496	50.72
CR Classification Society	6	6	2	14	4	5	1	10	71.43
Columbus American Register	0	1	4	5	0	1	4	5	100.00
Croatian Register of Shipping	6	4	6	16	3	3	3	9	56.25
Conarina Llc	0	1	0	1	0	1	0	1	100.00
Cosmos Marine Bureau Inc	0	0	1	1	0	0	0	0	0.00
DNV GL AS	1060	949	931	2940	554	486	425	1465	49.83
Dromon Bureau of Shipping	1	3	8	12	0	2	6	8	66.67
Global Marine Bureau Inc.	3	0	0	3	3	0	0	3	100.00
Guardian Bureau of Shipping	0	0	1	1	0	0	1	1	100.00
Indian Register of Shipping	18	31	30	79	13	22	22	57	72.15
Indonesia Classification Bureau	1	1	0	2	1	0	0	1	50.00
Inspeccion y Clasificacion Maritima	0	1	0	1	0	1	0	1	100.00
Intermaritime Certification Services S.A.	1	0	0	1	0	0	0	0	0.00
International Maritime Register	0	1	0	1	0	1	0	1	100.00
International Naval Surveys Bureau	7	9	6	22	5	8	6	19	86.36
International Register of Shipping	9	26	12	47	9	26	11	46	97.87
International Ship Classification	1	1	0	2	1	1	0	2	100.00
Iranian Classification Society	7	4	1	12	3	1	1	5	41.67
Isthmus Bureau of Shipping ,S.A	1	2	3	6	1	1	3	5	83.33
Korea Classification Society	0	0	1	1	0	0	1	1	100.00
Korea Ship Safety Technology Authority	0	0	1	1	0	0	1	1	100.00
Korean Register of Shipping	391	351	285	1027	204	208	152	564	54.92
Lloyd s Register	803	770	706	2279	390	392	341	1123	49.28
Macosnar Corporation Society	0	4	2	6	0	4	2	6	100.00
Maritime Bureau of Shipping	2	0	1	3	2	0	1	3	100.00
National Shipping Adjusters Inc	1	4	7	12	1	1	4	6	50.00
New United International Marine Services Ltd.	0	0	1	1	0	0	1	1	100.00

Table: 9 (Contd.)

Comparison of Inspections and Deficiencies per Recognized Organization

Recognized Organization	Number of Inspections				Number of Inspections with Deficiencies				3-year average percent age
	Year				Year				
	2015	2016	2017	Total	2015	2016	2017	Total	
Nippon Kaiji Kyokai	2050	1985	1782	5817	1152	1174	961	3287	56.51
Novel Classification Society S.A.	0	1	1	2	0	1	1	2	100.00
No Class	14	7	21	42	12	5	14	31	73.81
Overseas Marine Certification Service, Inc.	4	7	5	16	4	7	4	15	93.75
Panama Marine Survey and Certification	0	0	1	1	0	0	1	1	100.00
Panama Maritime Documentation Services	3	7	2	12	3	7	2	12	100.00
Panama Register Corporation	2	0	0	2	1	0	0	1	50.00
Panama Shipping Register Inc	0	0	3	3	0	0	3	3	100.00
Phoenix Register of Shipping S. A.	2	1	2	5	2	1	2	5	100.00
Polski Rejestr Statkow	9	12	15	36	7	11	12	30	83.33
Russian Maritime Register of Shipping	8	9	128	145	3	8	105	116	80.00
RINA Services S.p.A.	131	132	149	412	86	75	86	247	59.95
Shipping Register of Ukraine	0	1	0	1	0	1	0	1	100.00
Sing Class International Pte Ltd.	2	1	1	4	1	1	1	3	75.00
Turkish Lloyd	1	0	0	1	1	0	0	1	100.00
Venezuelan Register of Shipping	0	0	4	4	0	0	4	4	100.00
Viet Nam Register	32	21	25	78	30	19	23	72	92.31
Other	3	17	28	48	2	15	26	43	89.58
Withdrawn	1	0	0	1	1	0	0	1	100.00
Total	6253	6010	5674	17937	3372	3393	3017	9782	

Table: 10

Comparison of Inspections and Detentions per Recognized Organization

Recognized Organization	Number of Inspections				Number of Detentions				3-year average percent age
	Year				Year				
	2015	2016	2017	Total	2015	2016	2017	Total	
American Bureau of Shipping	640	628	565	1833	28	37	26	91	4.96
American Register of Shipping	3	2	1	6	1	2	0	3	50.00
Asia Classification Society	2	0	0	2	0	0	0	0	0.00
Bulgarski Koraben Register	0	0	1	1	0	0	0	0	0.00
Bureau Veritas	652	693	646	1991	39	42	37	118	5.93
China Classification Society	376	317	285	978	9	9	6	24	2.45
CR Classification Society	6	6	2	14	0	1	0	1	7.14
Columbus American Register	0	1	4	5	0	1	0	1	20.00
Conarina Llc	0	1	0	1	0	0	0	0	0.00
Cosmos Marine Bureau Inc	0	0	1	1	0	0	0	0	0.00
Croatian Register of Shipping	6	4	6	16	0	2	2	4	25.00
DNV GL AS	1060	949	931	2940	69	49	30	148	5.03
Dromon Bureau of Shipping	1	3	8	12	0	2	2	4	33.33
Global Marine Bureau Inc.	3	0	0	3	2	0	0	2	66.67
Guardian Bureau of Shipping	0	0	1	1	0	0	0	0	0.00
Indian Register of Shipping	18	31	30	79	2	5	5	12	15.19
Inspeccion y Clasificacion Maritima	0	1	0	1	0	1	0	1	100.00
Intermaritime Certification Services S.A.	1	0	0	1	0	0	0	0	0.00
International Register of Shipping	9	26	12	47	7	12	3	22	46.81
International Maritime Register	0	1	0	1	0	0	0	0	0.00
International Naval Surveys Bureau	7	9	6	22	2	5	2	9	40.91
International Ship Classification	1	1	0	2	0	0	0	0	0.00
Iranian Classification Society	7	4	1	12	0	0	1	1	8.33
Indonesian Classification Bureau	1	1	0	2	0	0	0	0	0.00
Isthmus Bureau of Shipping ,S.A	1	2	3	6	0	1	0	1	16.67
Korea Classification Society	0	0	1	1	0	0	0	0	0.00
Korea Ship Safety Technology Authority	0	0	1	1	0	0	1	1	100
Korean Register of Shipping	391	351	285	1027	19	18	9	46	4.48
Lloyds Register	803	770	706	2279	28	29	28	85	3.73
Macosnar Corporation	0	4	2	6	0	3	1	4	66.67
Maritime Bureau of Shipping	2	0	1	3	2	0	0	2	66.67
National Shipping Adjusters Inc	1	4	7	12	0	1	3	4	33.33
New United International Marine Services Ltd.	0	0	1	1	0	0	1	1	100.00

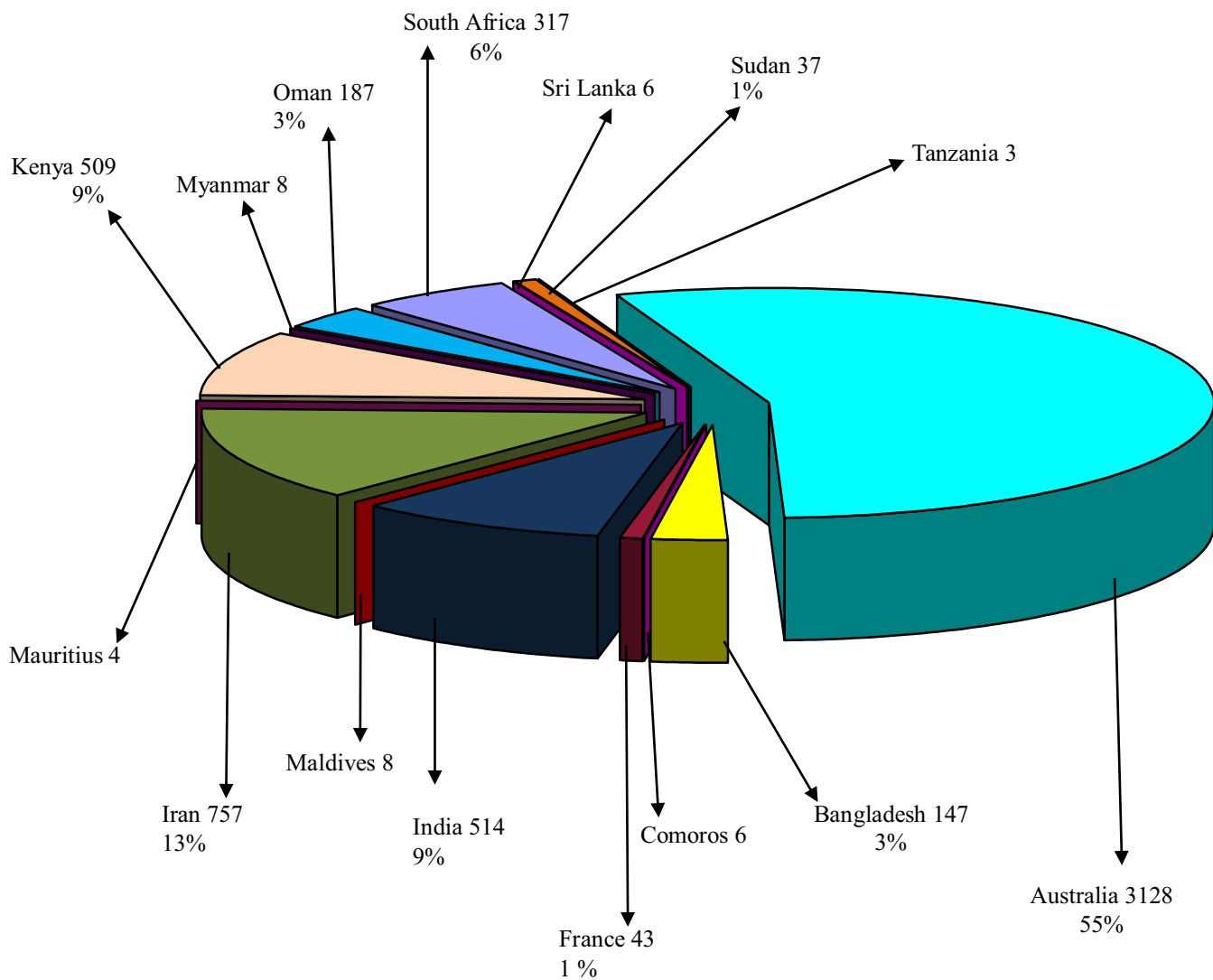
Table: 10 (Contd.)

Comparison of Inspections and Detentions per Recognized Organization

Recognized Organization	Number of Inspections				Number of Detentions				3-year average percent age
	Year				Year				
	2015	2016	2017	Total	2015	2016	2017	Total	
Nippon Kaiji Kyokai	2050	1985	1782	5817	111	123	78	312	5.36
Overseas Marine Certification Service, Inc.	4	7	5	16	0	4	2	6	37.50
Panama Marine Survey and Certification Services Inc.	0	0	1	1	0	0	1	1	100
Panama Maritime Documentation Services	3	7	2	12	3	1	0	4	33.33
Panama Register Corporation	2	0	0	2	0	0	0	0	0.00
Panama Shipping Registrar Inc (PSR)	0	0	3	3	0	0	0	0	0.00
Phoenix Register of Shipping S. A.	2	1	2	5	2	0	1	3	60.00
Polski Rejestr Statkow	9	12	15	36	5	3	7	15	41.67
Russian Maritime Register of Shipping	8	9	128	145	0	0	1	1	0.69
RINA Services S.p.A (RINA)	131	132	149	412	7	8	8	23	5.58
Sing Class International Pte Ltd.	2	1	1	4	1	1	0	2	50.00
Shipping Register of Ukraine	0	1	0	1	0	1	0	1	100.00
Turkish Lloyd	1	0	0	1	0	0	0	0	0.00
Venezuelan Register of Shipping	0	0	4	4	0	0	0	0	0.00
Viet Nam Register	32	21	25	78	6	0	3	9	11.54
No Class	14	7	21	42	5	1	5	11	26.19
Novel Classification Society S.A.	0	1	1	2	0	0	0	0	0.00
Other	3	17	28	48	1	8	18	27	56.25
Withdrawn	1	0	0	1	1	0	0	1	100.00
Total	6253	6010	5674	17937	350	370	281	1001	

Inspection Efforts

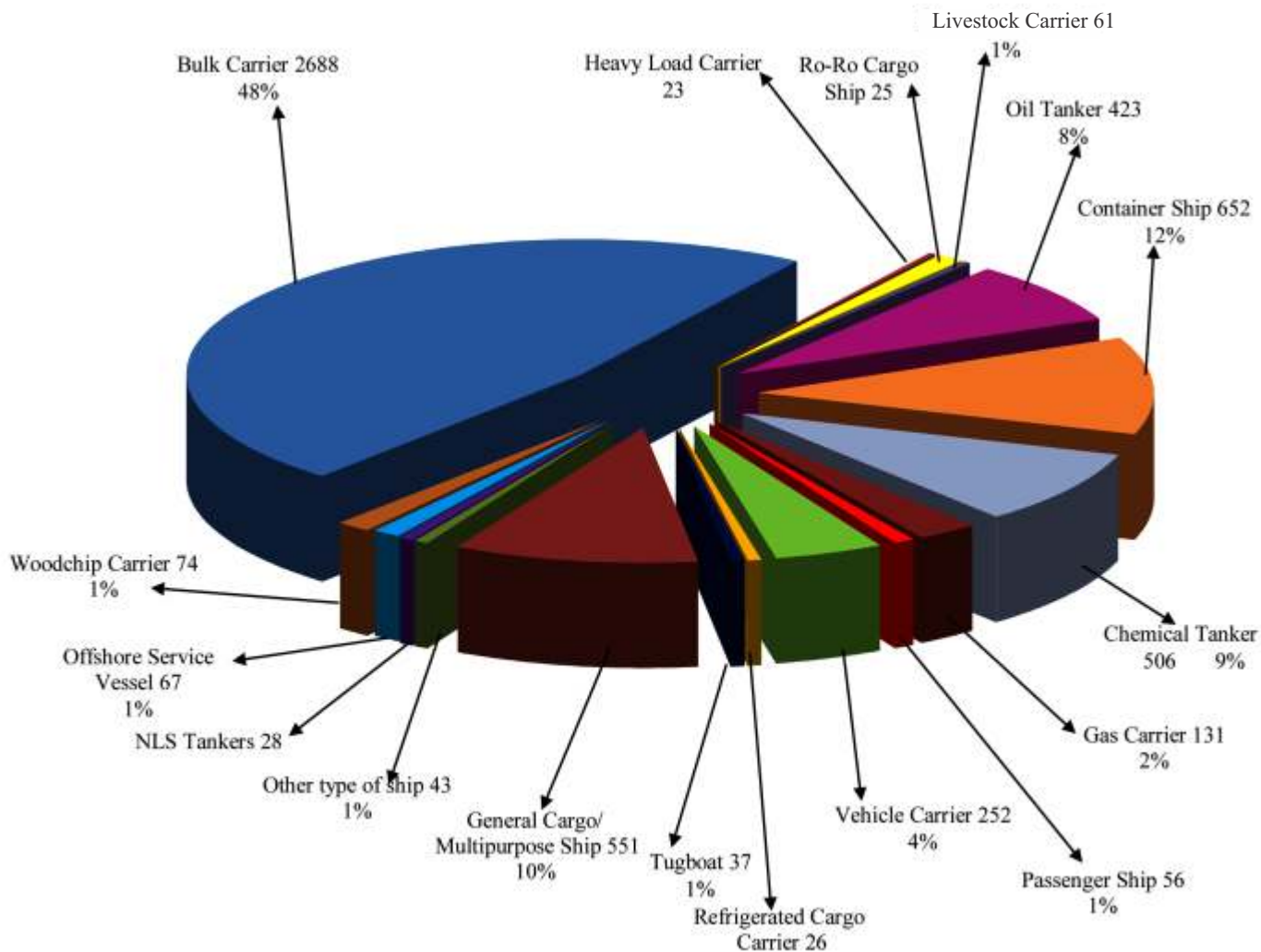
Fig. 1.



TOTAL INSPECTIONS: 5674

Types Of Ship Inspected

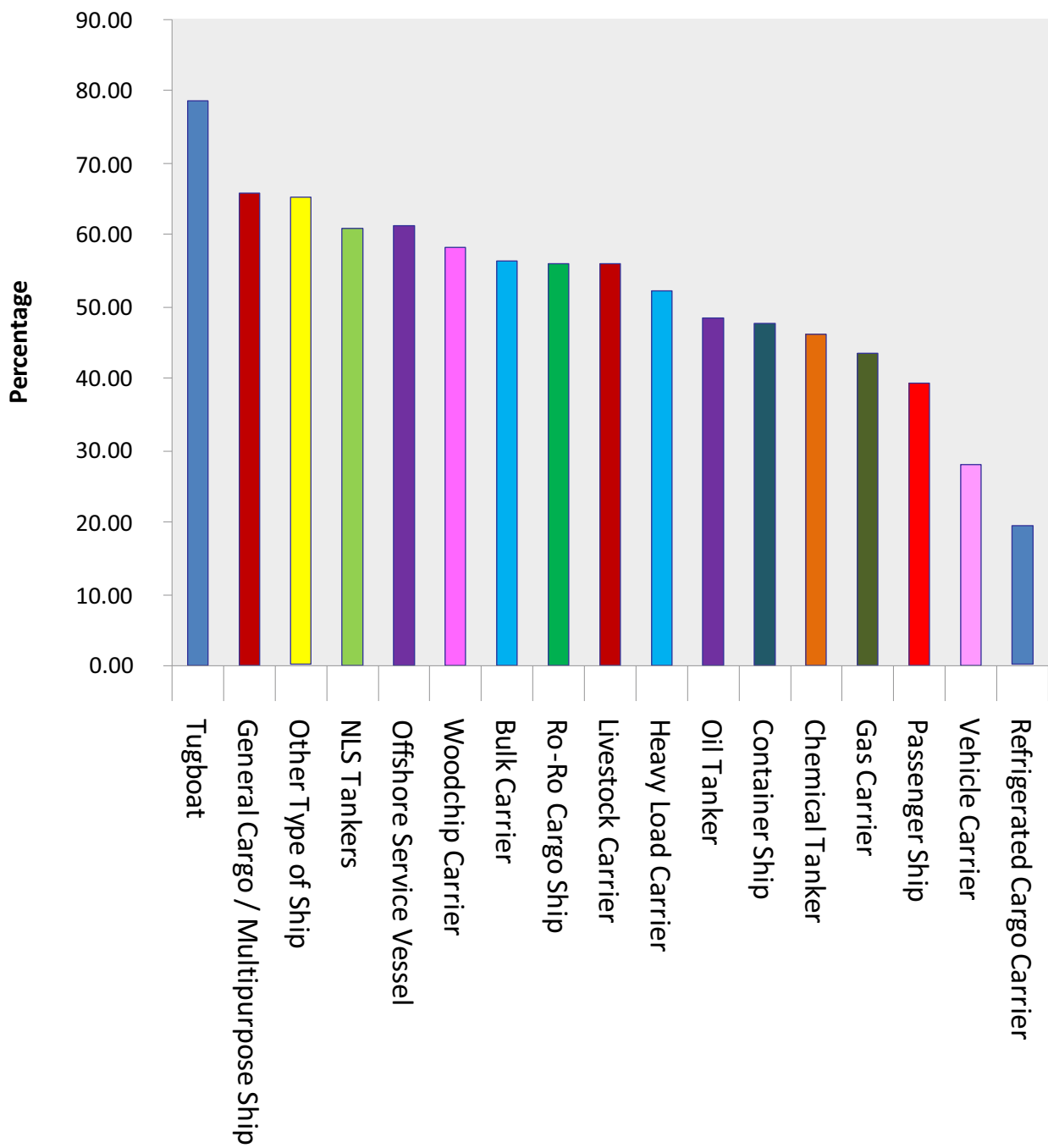
Fig. 2.



THIS GRAPH DEPICTS 20 INSPECTIONS AND ABOVE/ SHIP TYPE

Percentage of Ship Type with Deficiencies

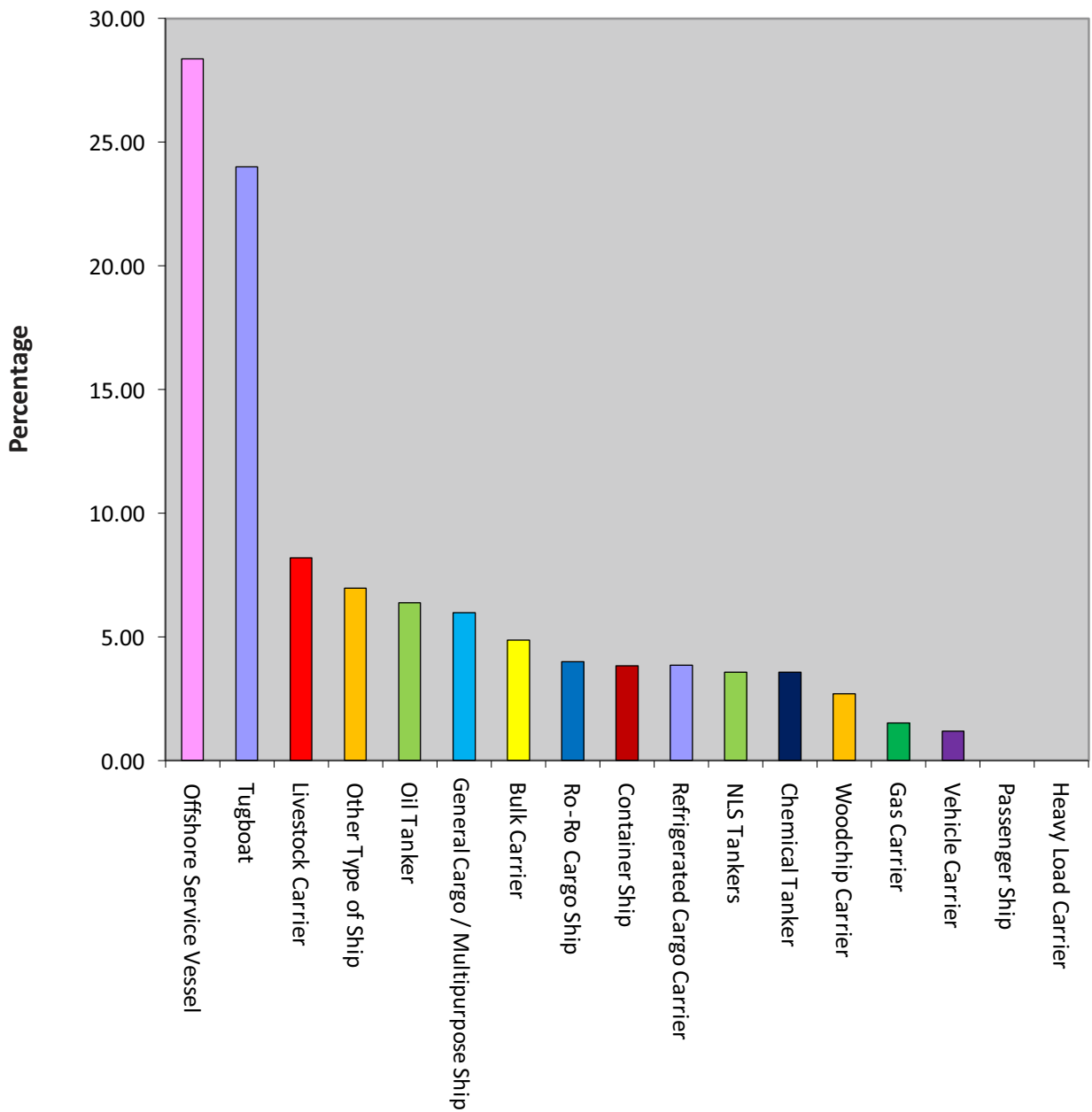
Fig. 3.



THIS GRAPH DEPICTS 20 INSPECTIONS AND ABOVE/ SHIP TYPE

Percentage of Detention per Ship Type

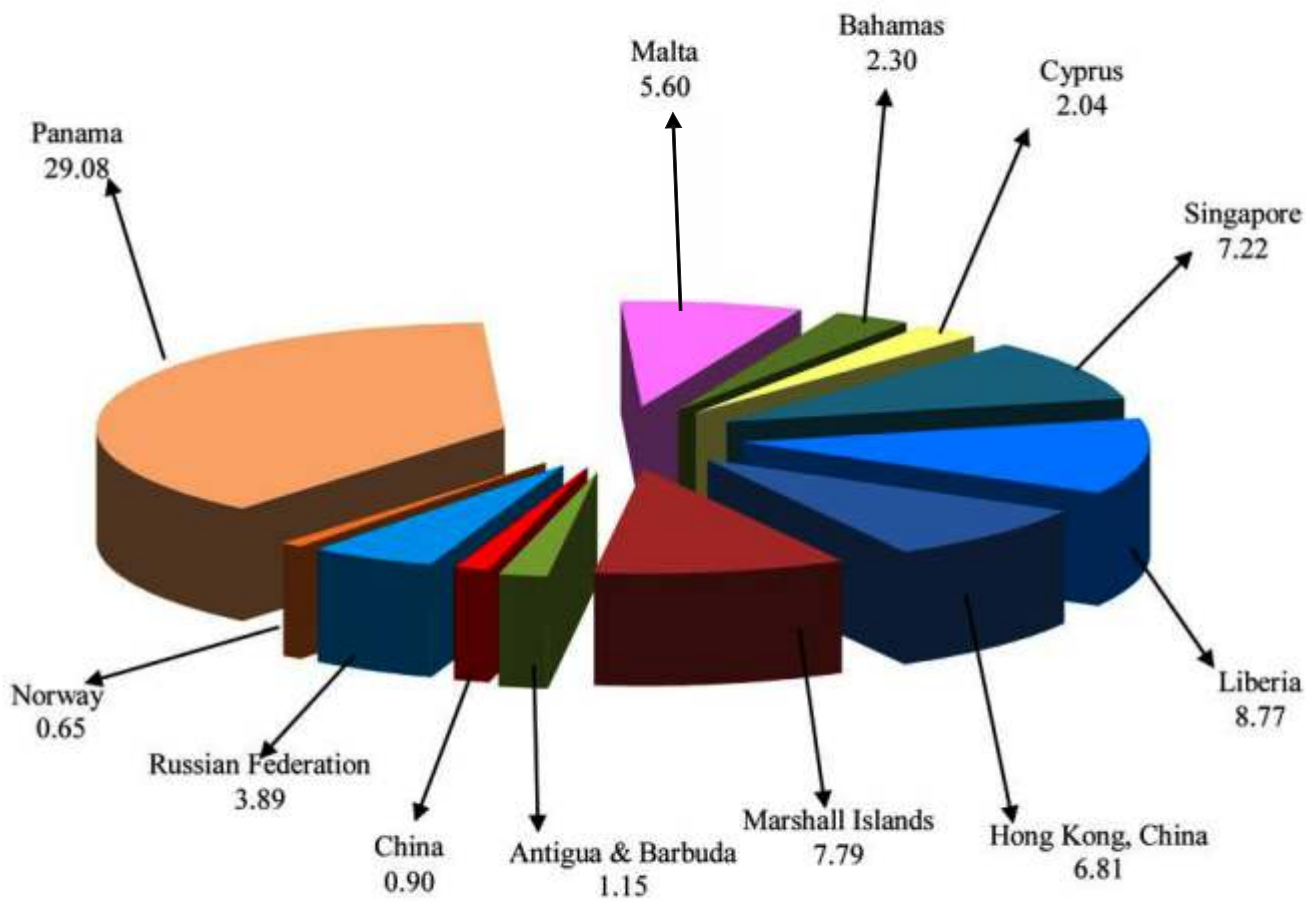
Fig. 4.



THIS GRAPH DEPICTS 20 INSPECTIONS AND ABOVE/ SHIP TYPE

Percentage of Deficiency Per Flag

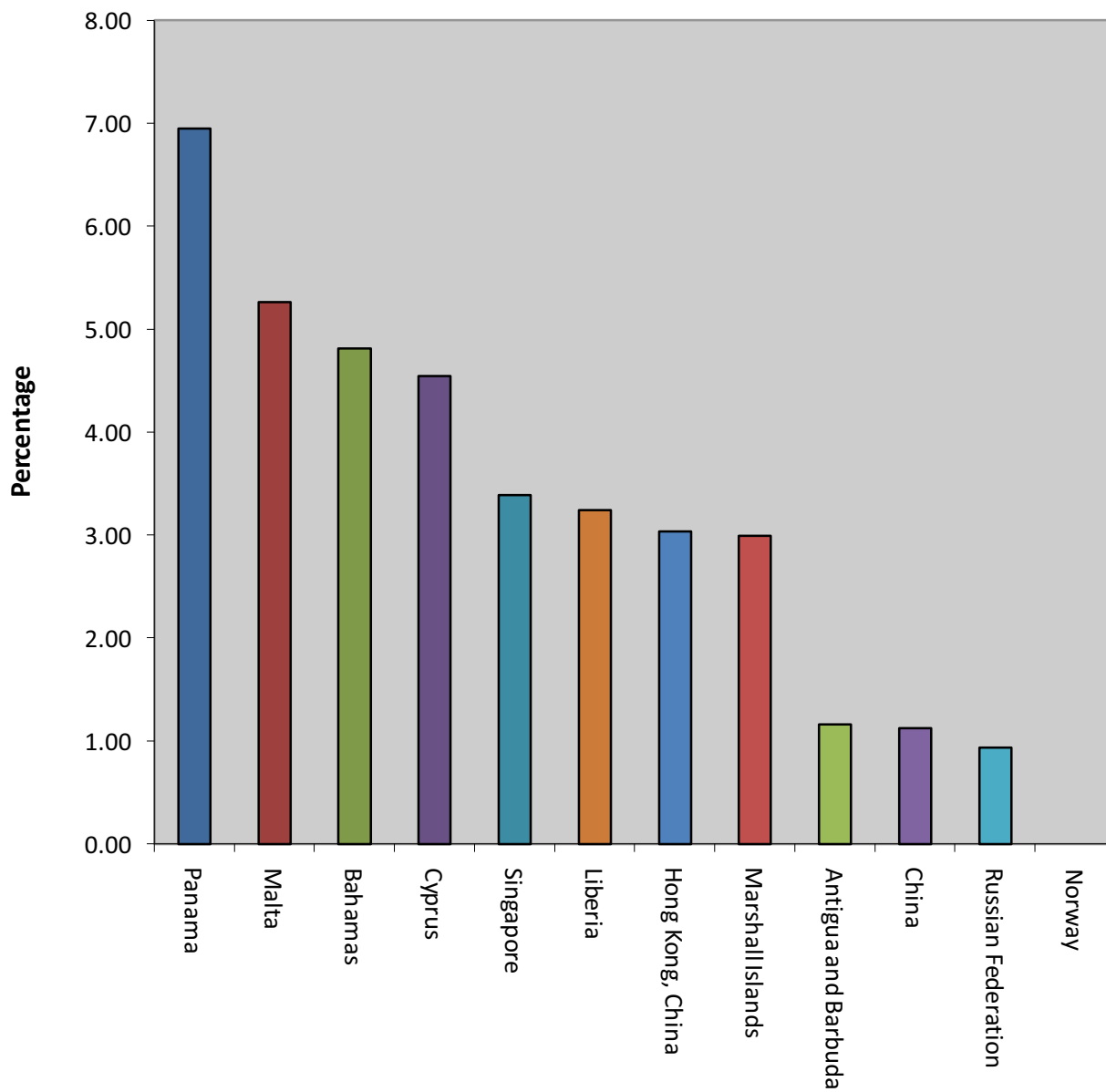
Fig. 5.



THIS GRAPH DEPICTS 75 INSPECTIONS AND ABOVE / FLAG

Percentage of Detentions per Flag

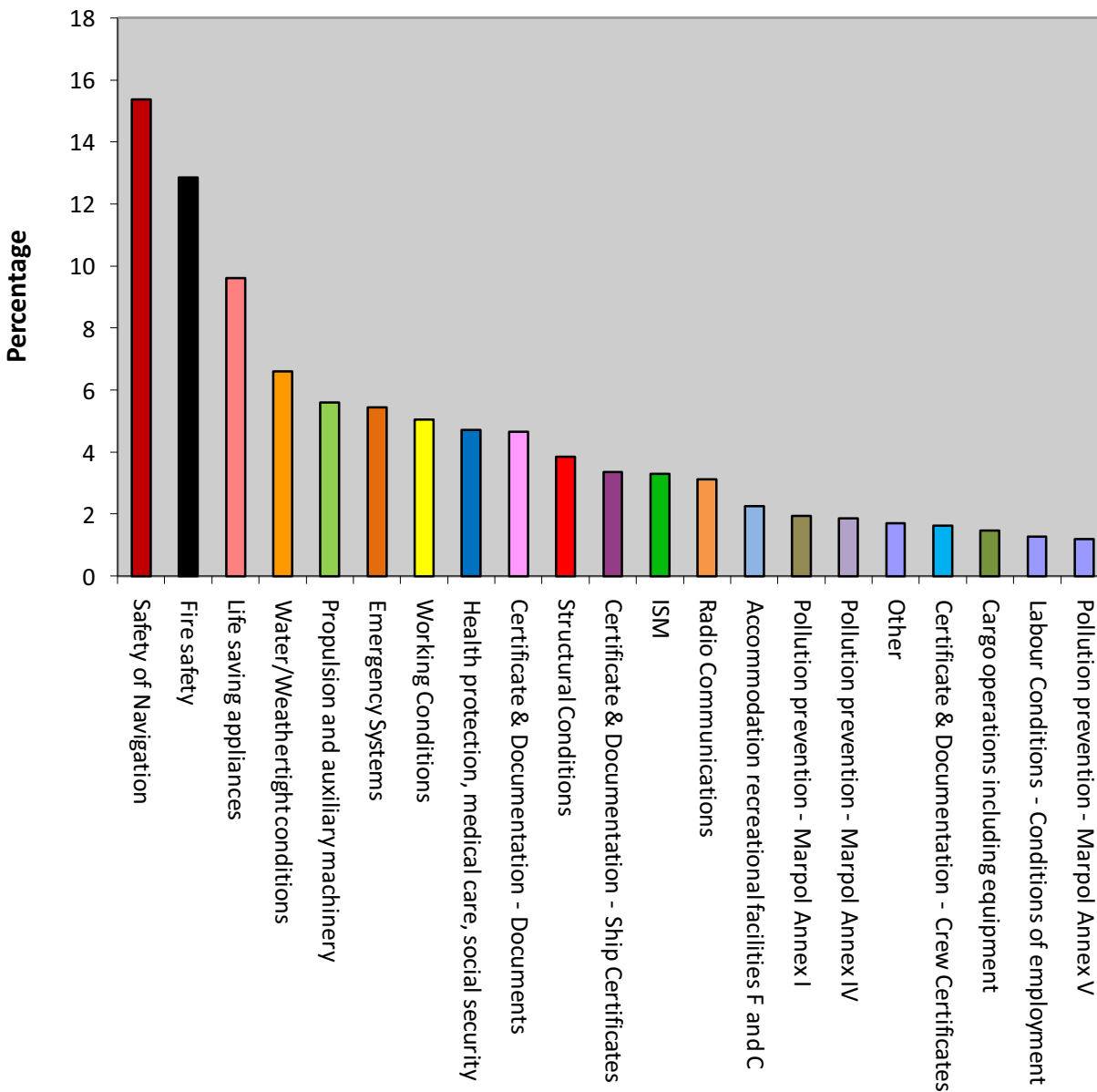
Fig. 6.



THIS GRAPH DEPICTS 75 INSPECTIONS AND ABOVE / FLAG

Deficiency Percentage by Categories

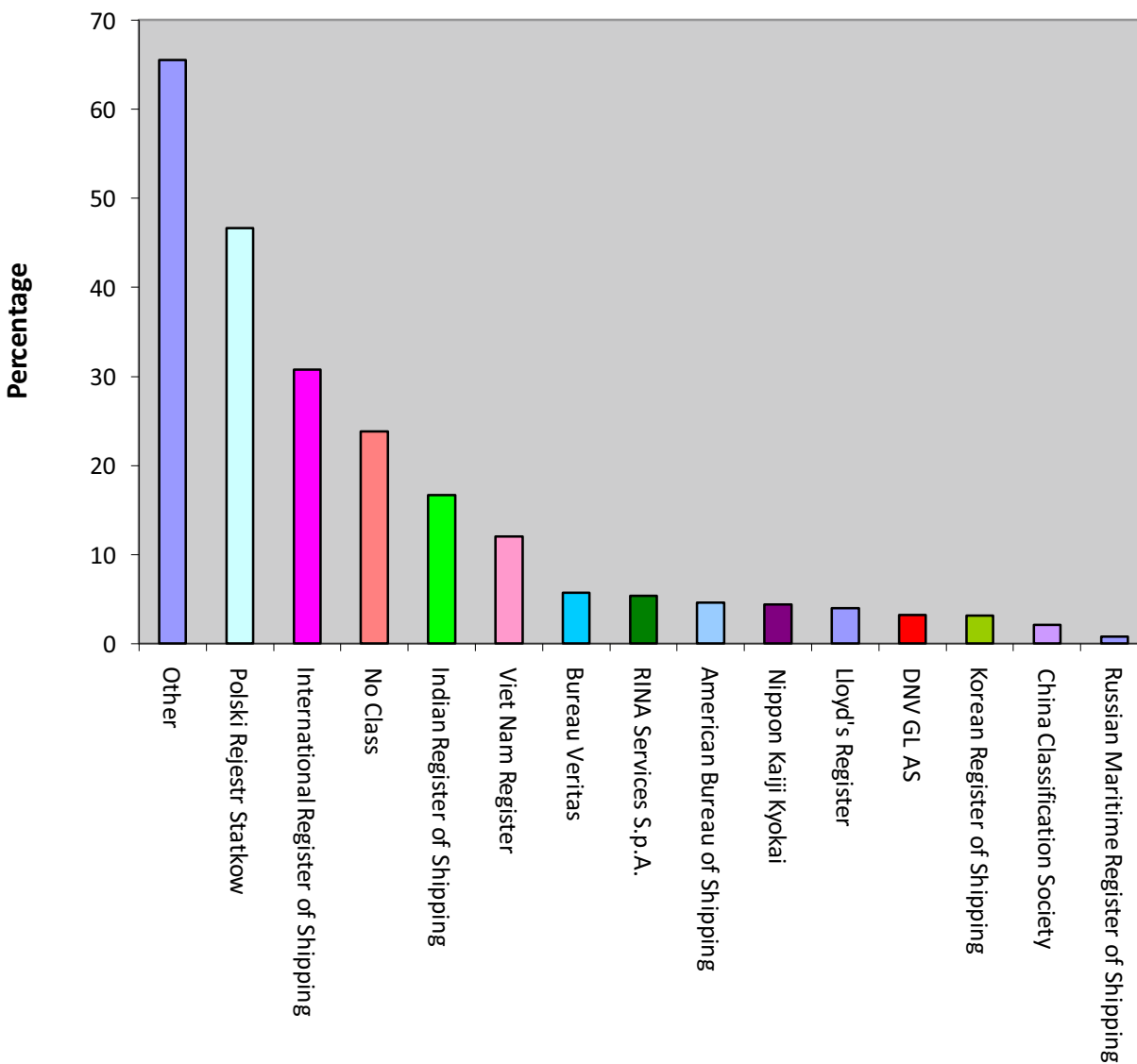
Fig. 7.



THIS GRAPH DEPICTS DEFICIENCIES PERCENTAGE 1.5 AND ABOVE

Detention Percentage by Recognised Organisation

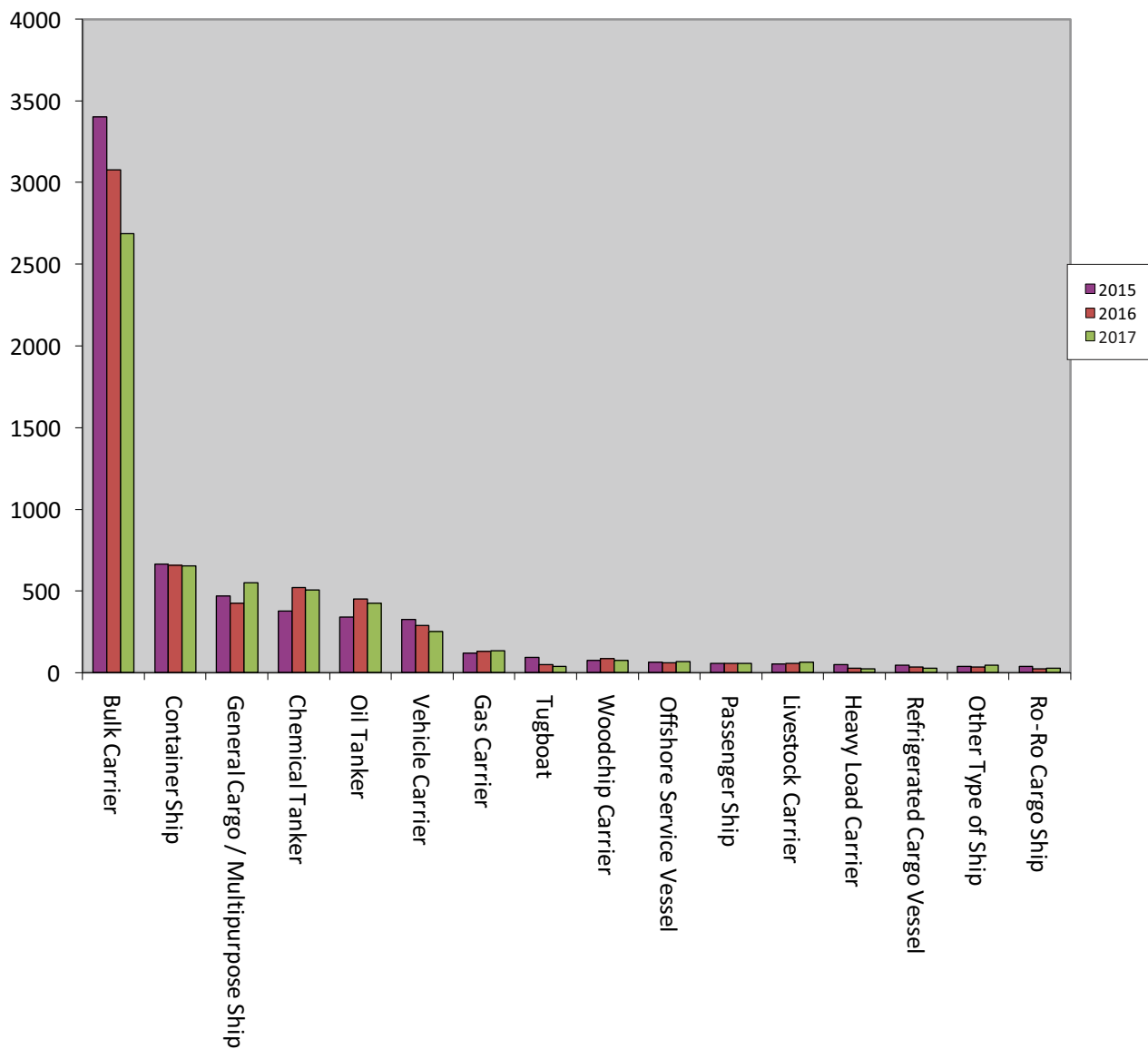
Fig. 8.



THIS GRAPH DEPICTS INSPECTIONS OF 10 SHIPS AND ABOVE/RECOGNISED ORGANISATION

Comparison of Inspections per Ship Type

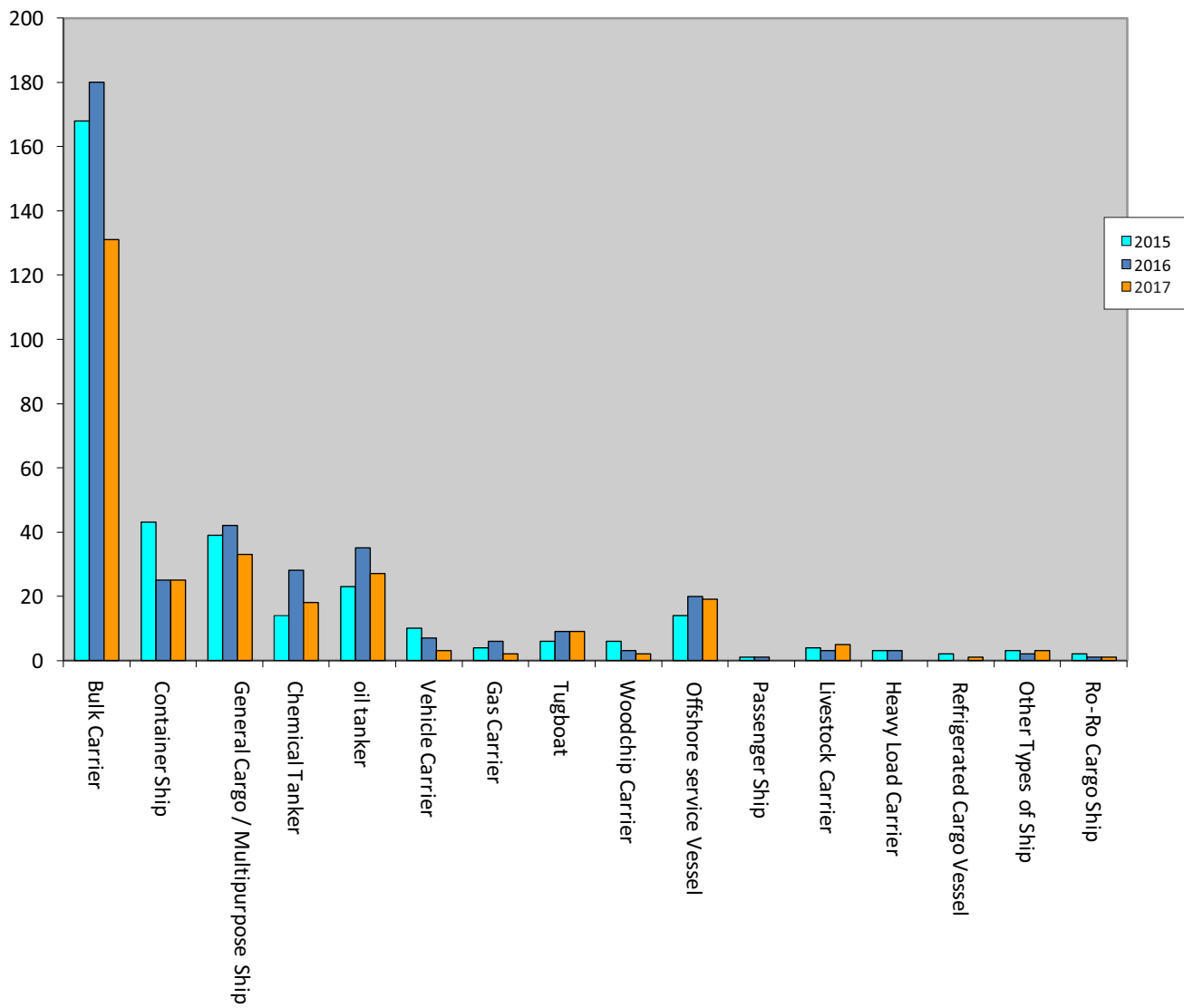
Fig. 9.



THIS GRAPH DEPICTS 30 INSPECTIONS AND ABOVE EITHER FOR 2015, 2016 or 2017/ SHIP TYPE

Comparison of Detentions per Ship Type

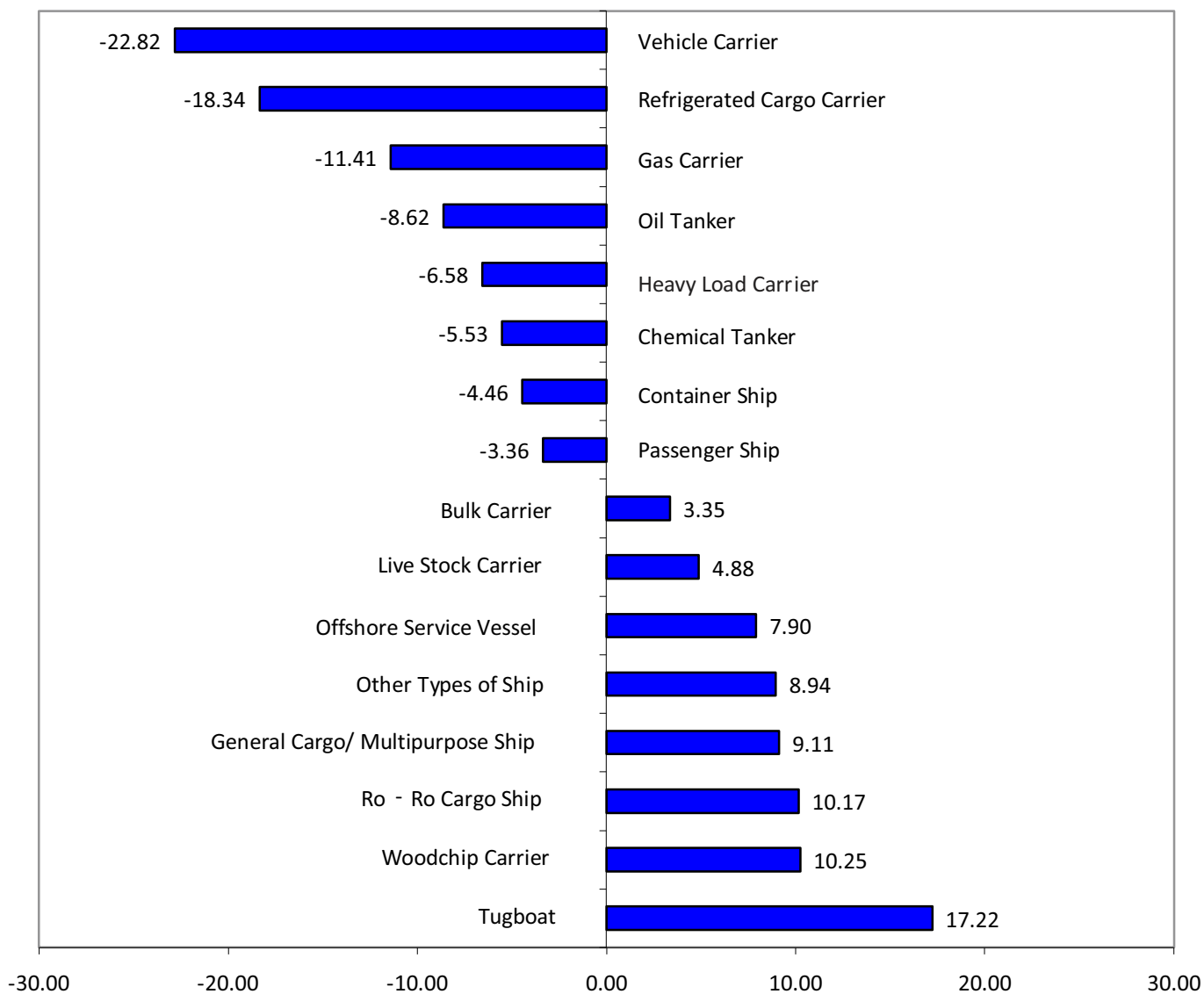
Fig. 10.



THIS GRAPH DEPICTS 30 INSPECTIONS AND ABOVE EITHER FOR 2015, 2016 or 2017 / SHIP TYPE

Summary of 3-year Inspections with Deficiencies per Ship Type

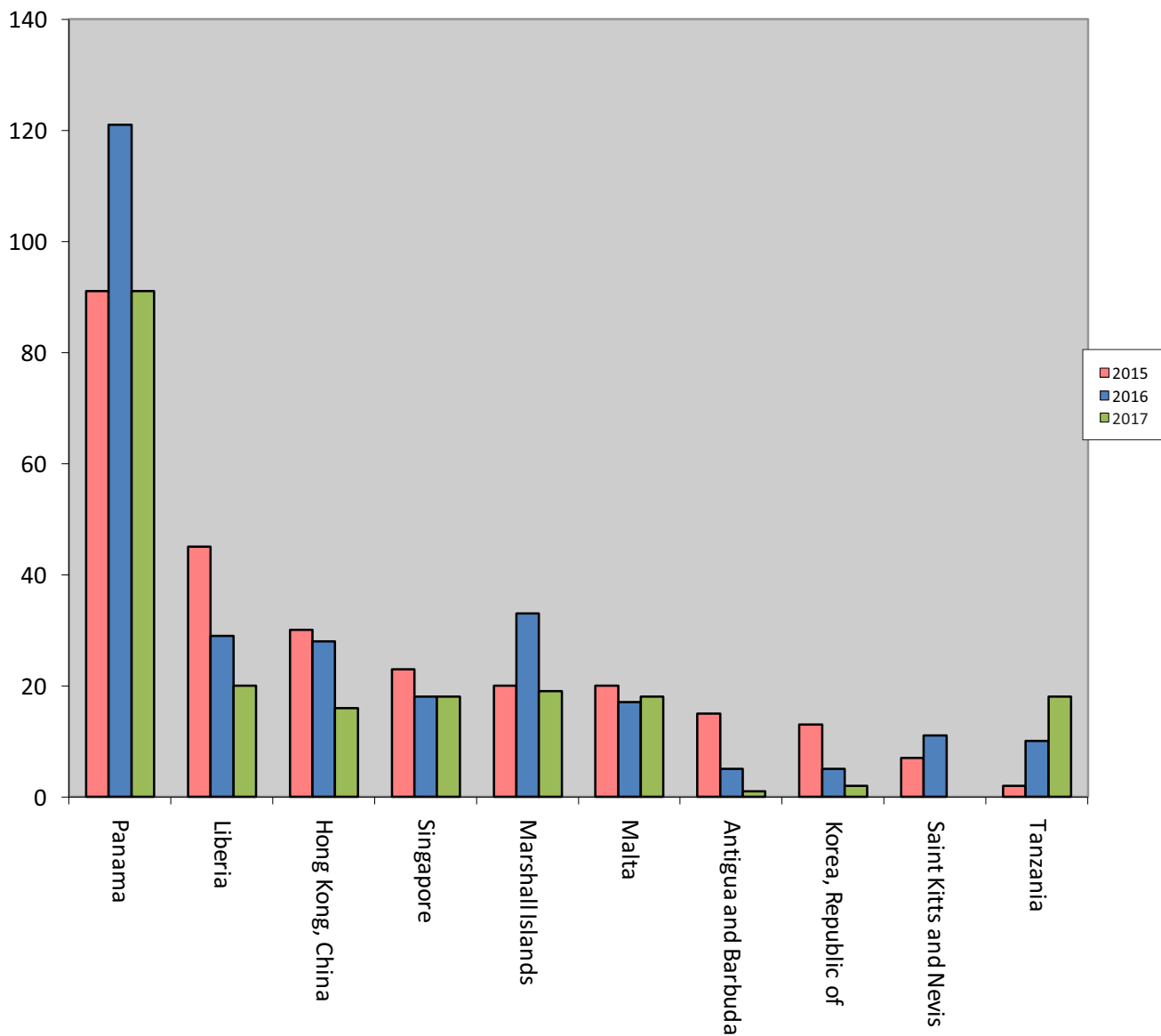
Fig. 11.



% OVER (+) OR UNDER (-) AVERAGE

Comparison of Detentions per Flag

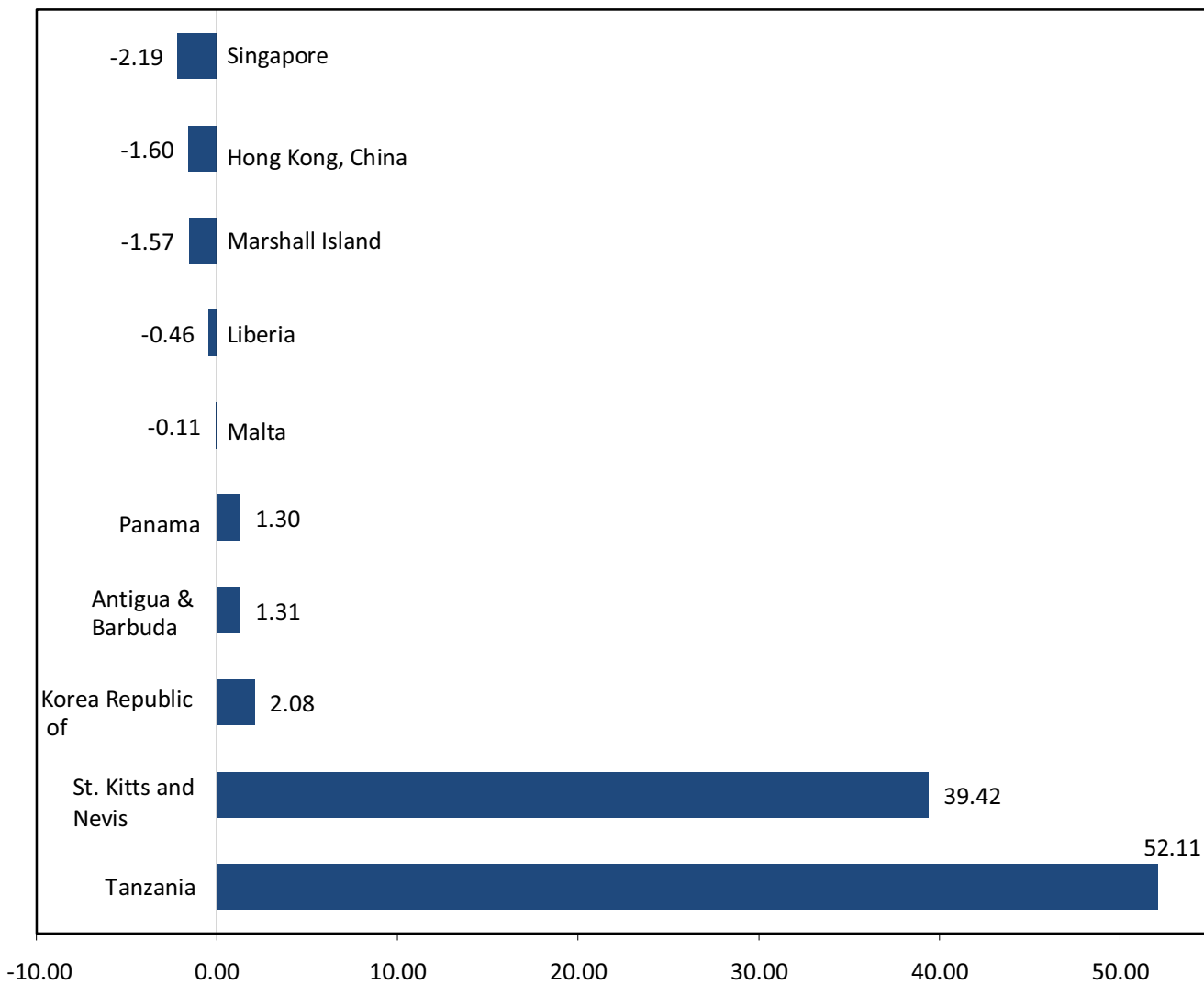
Fig. 12.



THIS GRAPH DEPICTS DETENTIONS OF 10 AND ABOVE EITHER FOR 2015, 2016 or 2017/ FLAG

Summary of 3 Year Detention Percentage Per Flag

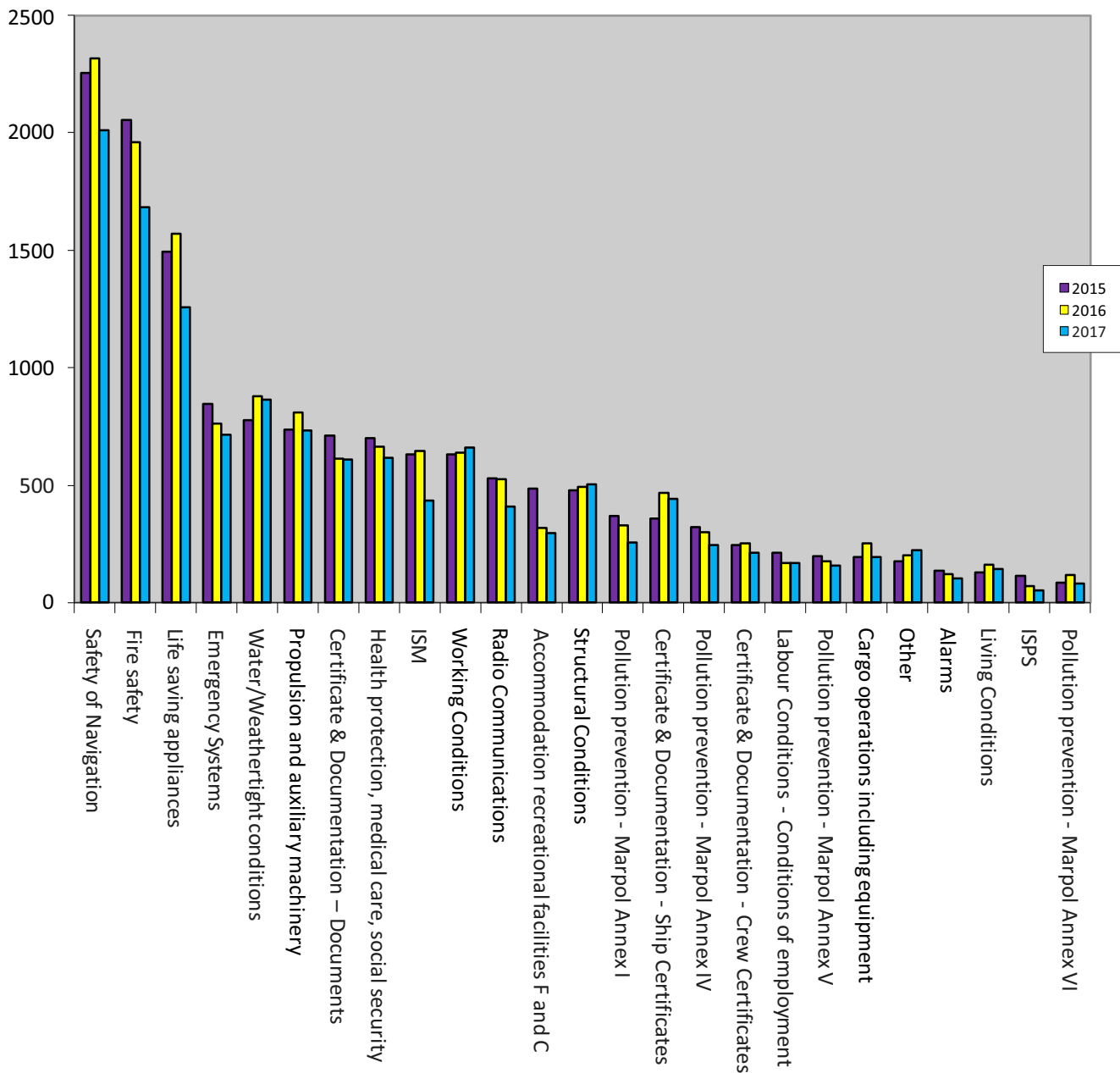
Fig. 13.



% OVER (+) OR UNDER (-) AVERAGE

Comparison of Deficiencies by Categories

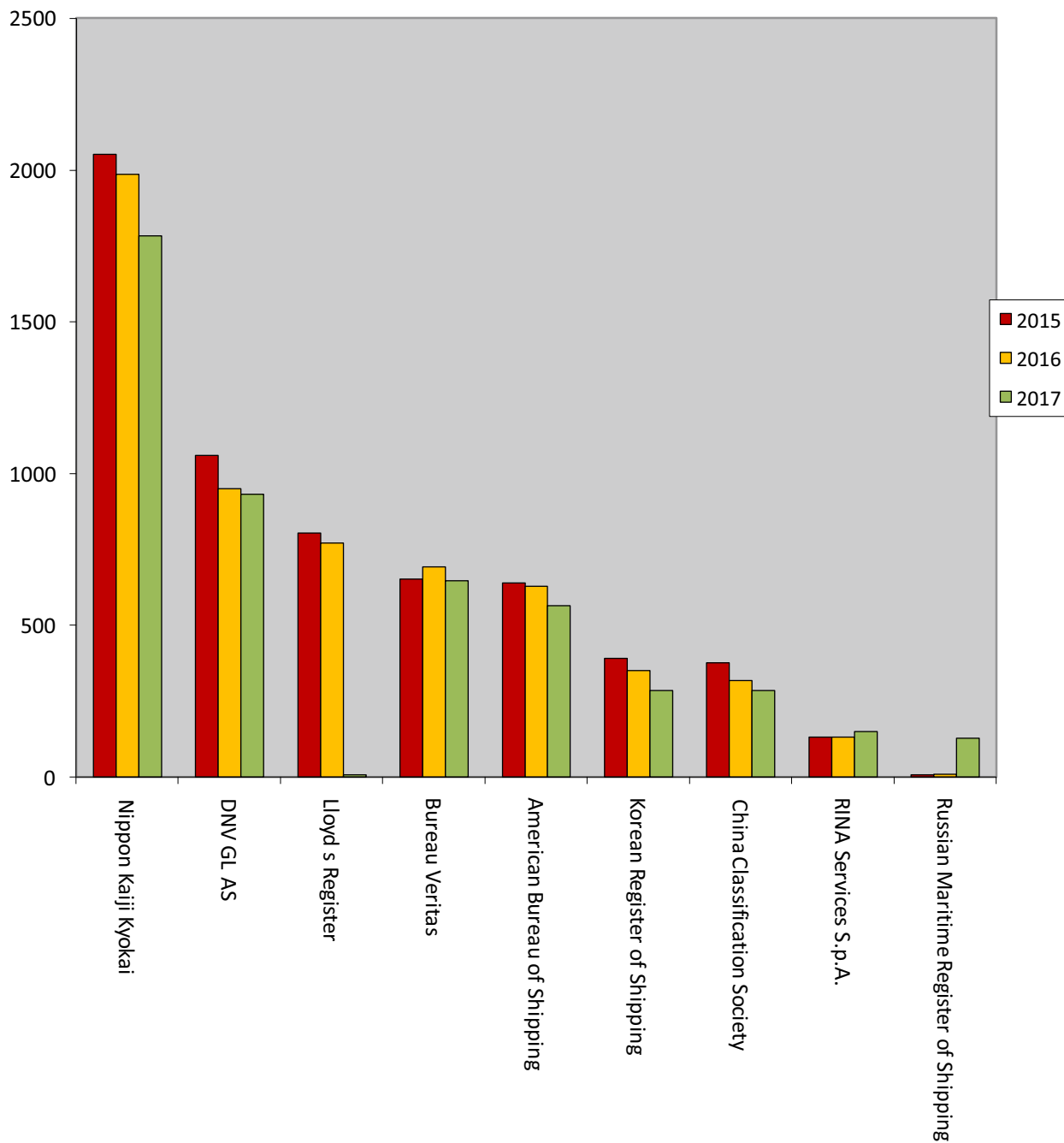
Fig. 14.



THIS GRAPH DEPICTS DEFICIENCIES OF 100 AND ABOVE EITHER FOR 2015, 2016 or 2017

Comparison of Inspections per Recognised Organisation

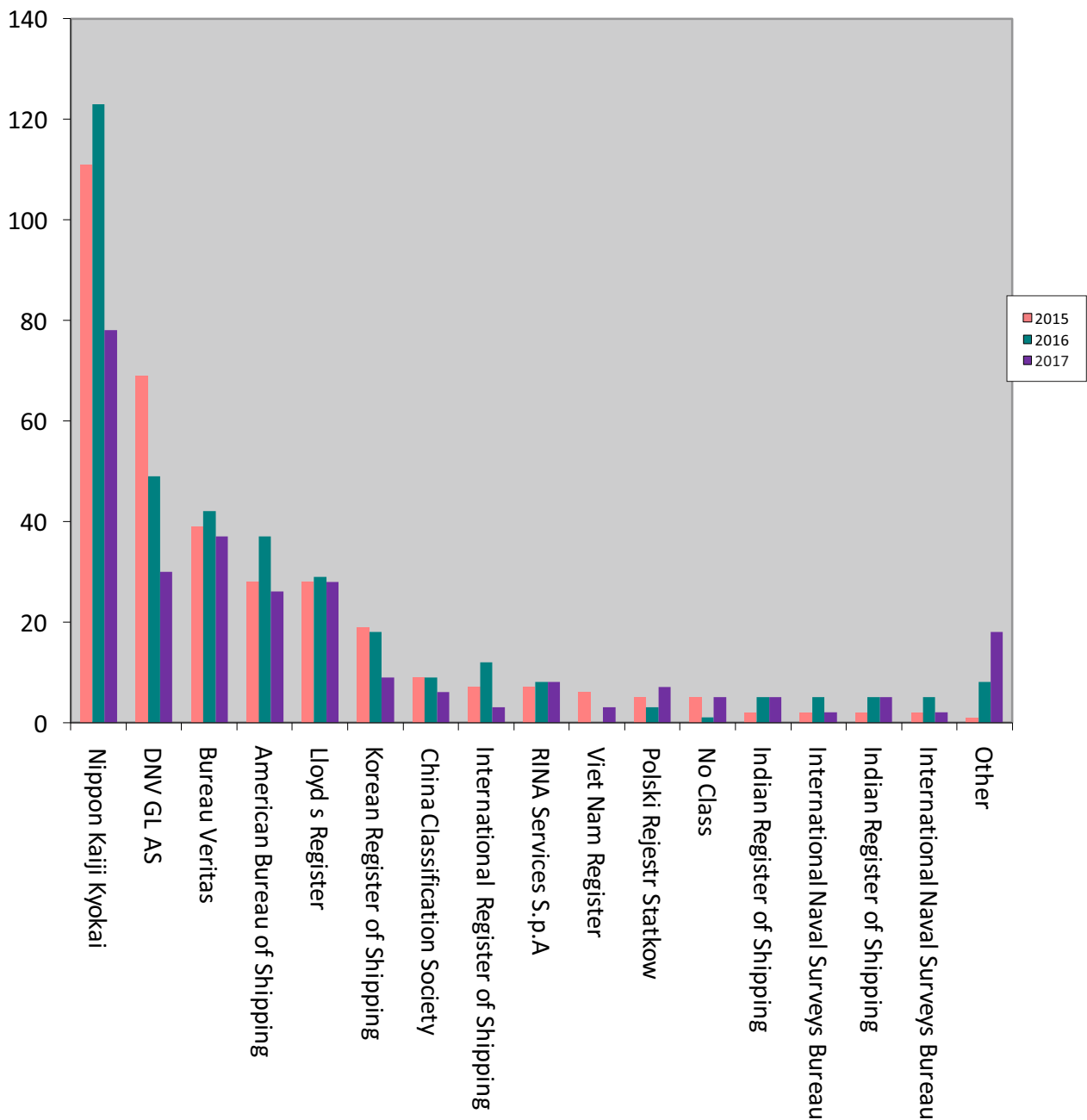
Fig. 15.



THIS GRAPH DEPICTS INSPECTIONS OF 40 SHIPS AND ABOVE EITHER FOR 2015, 2016 or 2017

Comparison of Detentions per Recognised Organisation

Fig. 16.



THIS GRAPH DEPICTS DETENTIONS OF 5 AND ABOVE EITHER FOR 2015, 2016 or 2017

List of Underperforming Ships for the year 2017

Sr. No.	IMO No.	Ship Name	Date of Inspections	Flag	RO	Company Number	Detainable Deficiencies	Inspecting Authority
1	7614707	GYP SUMCO	2016/04/10	Tanzania	Inspeccion Y Clasificati on Maritima (INCLAMAR)	9991001	01106 - Document of Compliance (DoC/ ISM) 01199 - Other (certificates) 01214 - Endorsement by Flag State 01214 - Endorsement by Flag State 01214 - Endorsement by Flag State 05199 - Other (radio communication) 14501 - Garbage 10116 - Nautical publications 11199 - Other (life saving) 10104 - Gyro compass 10109 - Lights, shapes, sound-signals 05110 - Facilities for reception of marine safety inform. 07114 - Remote Means of control (opening, pumps, ventilation, etc.) Machinery spaces 08199 - Other (alarms) 14104 - Oil filtering equipment 15199 - Other (ISM)	IRAN
	7614707	GYP SUMCO	2016/09/17	Tanzania	Intertek	5621961	01215 - Application for Endorsement by Flag State 01215 - Application for Endorsement by Flag State 01215 - Application for Endorsement by Flag State 10116 - Nautical publications 01139 - Maritime Labour Certificate 11118 - Lifejackets incl.provision and disposition 10117 - Echo sounder 07106 - Fire detection and alarm system 07110 - Firefighting equipment and appliances 13199 - Other (machinery) 06101 - Cargo Securing Manual	IRAN
	7614707	GYP SUMCO	2017/04/19	Tanzania	ITMB	5621961	10118 - Speed and distance indicator 10110 - Signalling lamp 10138 - Bridge Navigation Watch Alarm System (BNWAS) 10105 - Magnetic compass 10104 - Gyro compass 10199 - Other (navigation) 10111 - Charts 10137 - Long -range identification and tracking system (LRIT) 01215 - Application for Endorsement by Flag State	IRAN

List of Underperforming Ships for the year 2017

							11104 - Rescue boats 11104 - Rescue boats 07109 - Fixed fire extinguishing installation 02117 - Decks - corrosion 04103 - Emergency, lighting, batteries and switches 03103 - Railing, gangway, walkway and means for safe passage 15199 - Other (ISM) 99101 - Other safety in general	
2	7903299	NAJDIAH	2016/02/06	Panama	Polski Rejestr Statkow (PRS)	1276258	01214 - Endorsement by Flag State 10124 - Life -saving signals 07114 - Remote Means of control (opening, pumps, ventilation, etc.) Machinery spaces 09232 - Cleanliness of engine room 09232 - Cleanliness of engine room 10110 - Signaling lamp	IRAN
	7903299	NAJDIAH	2016/08/22	Panama	Polski Rejestr Statkow (PRS)	1276258	01315 - Oil record book	IRAN
	7903299	NAJDIAH	2017/06/27	Panama	Polski Rejestr Statkow (PRS)	1904245	01214 - Endorsement by Flag State 01214 - Endorsement by Flag State 10113 - Automatic Identification System (AIS) 05110 - Facilities for reception of marine safety inform 10115 - GNSS receiver/terrestrial radio navigation system, 04102 - Emergency fire pump and its pipes 10109 - Lights, shapes, sound-signals 03108 - Ventilators, air pipes, casings 03108 - Ventilators, air pipes, casings 07126 - Oil accumulation in engine room 05105 - MF/HF Radio installation 02124 - Cargo pumproom 15109 - Maintenance of the ship and equipment	IRAN
3	8301254	AL SHROOG	2016/08/23	Tanzania	INTERTEK MARITIME BUREAU	5700690	04106 - Emergency steering position com./ compass reading 04102 - Emergency fire pump and its pipes 11101 - Lifeboats 07110 - Fire fighting equipment and appliances 11101 - Lifeboats 07103 - Division - decks, bulkheads and penetrations 14104 - Oil filtering equipment 02105 - Steering gear 02105 - Steering gear 11117 - Lifebuoys incl. provision and disposition	IRAN

List of Underperforming Ships for the year 2017

							11102 - Lifebuoys incl. provision and disposition 11101 - Lifeboats 05111 - Satellite EPIRB 406MHz/1.6GHz 05111 - Satellite EPIRB 406MHz/1.6GHz 10104 - Gyro compass 01135 - Documents for carriage of dangerous goods 12109 - Special requirement	
	8301254	AL SHROOG	2017/04/16	Tanzania	ITMB	5700690	01315 - Oil record book 10116 - Nautical publications 14104 - Oil filtering equipment	IRAN
	8301254	AL SHROOG	2017/05/04	Tanzania	ITMB	5700690	07114 - Remote Means of control (opening,pumps,ventilation,etc.) Machinery spaces 14105 - Pumping, piping and discharge arrangements 07126 - Oil accumulation in engine room 07105 - Fire doors/openings in fire-resisting divisions 06106 - Cargo transfer - Tankers 07106 - Fire detection and alarm system 05105 - MF/HF Radio installation 04103 - Emergency, lighting,batteries and switches 05118 - Operation of GMDSS equipment 05110 - Facilities for reception of marine safety inform. 05114 - Facilities for reception of marine safety inform. 07106 - Fire detection and alarmsystem 11117 - Lifebuoys incl. provision and disposition 10109 - Lights, shapes, sound-signals 04114 - Emergency source of power - Emergency generator 15106 - Shipboard operations	IRAN
4	8877423	WILLET	2016/05/18	Tanzania	ITMB	5700690	07106 - Fire detection and alarm system 10103 - Radar 11101 - Lifeboats 10126 - Record of drills and test steering gear 01123 - Continuous synopsis record 04114 - Emergency source of power - Emergency generator 09201 - Ventilation (Working spaces) 09198 - Other (crew and accommodation)	IRAN
	8877423	WILLET	2017/01/12	Tanzania	INTERTEK MARITIME BUREAU	5700690	11101 - Lifeboats 04102 - Emergency fire pump and its pipes 13104 - Bilge pumping arrangements 13102 - Auxiliary engine 11128 - Line -throwing appliance 11116 - Distress flares 04111 - Damage control plan 10116 - Nautical publications 05105 - MF/HF Radio installation 05106 - INMARSAT ship earth station 05118 - Operation of GMDSS equipment	IRAN

List of Underperforming Ships for the year 2017

							10117 - Echo sounder 03108 - Ventilators, air pipes, casings 15106 - Shipboard operations	
	8877423	WILLET	2017/04/20	Tanzania	ITMB	5700690	10103 - Radar 05105 - MF/HF Radio installation 05106 - INMARSAT ship earth station 01103 - Passenger Ship Safety (including exemption) 01133 - Civil Liability for Oil Pollution Damage certificate 01133 - Civil Liability for Oil Pollution Damage certificate 05118 - Operation of GMDSS equipment 11131 - On board training and instructions 11101 - Lifeboats 13102 - Auxiliary engine 04103 - Emergency, lighting, batteries and switches 14108 - 15 PPM Alarm arrangements 09213 - Gas instruments	IRAN
	8877423	WILLET	2017/05/31	Tanzania	INTERTEK MARITIME BUREAU	5700690	02119 - Enhanced survey programme (ESP) 01101 - Cargo Ship Safety Equipment (including exemption) 11101 - Lifeboats 14402 - Sewage treatment plant 05114 - Reserve source of energy 05105 - MF/HF Radio installation 10117 - Echo sounder 10103 - Radar 13102 - Auxiliary engine 07110 - Fire fighting equipment and appliances 07105 - Fire doors/openings in fire resisting divisions 14608 - Incinerator incl. operations and operating manual 07117 - Jacketed high pressure lines and oil leakage alarm 13102 - Auxiliary engine 13199 - Other (machinery) 18408 - Electrical 18420 - Cleanliness of engine room 02199 - Other (Structural condition) 02117 - Decks - corrosion 02199 - Other (Structural condition) 09212 - Danger areas 01315 - Oil record book 15109 - Maintenance of the ship and equipment 18205 - Measures to ensure transmission to seafarer's family 18205 - Measures to ensure transmission to seafarer's family	IRAN
	8877423	WILLET	2017/09/22	Tanzania	ITMB	5700690	01315 - Oil record book	IRAN
5	9004621	GREEN BELT	2016/09/01	Panama	RINA Services S.p.A. (RINA)	5254453	01199 - Other (certificates) 01214 - Endorsement by Flag State 01214 - Endorsement by Flag State 01214 - Endorsement by Flag State 14107 - Oil disch. Monitoring and control system	IRAN

List of Underperforming Ships for the year 2017

	9004621	GREEN BELT	2017/06/23	Panama	No Class (NOCL)	5913726	11101 – Lifeboats 14107 - Oil disch. Monitoring and control system 13102 - Auxiliary engine 14104 - Oil filtering equipment 15106 - Shipboard operations 13101 - Propulsion main engine	IRAN
	9004621	GREEN BELT	2017/09/07	Panama	Indian Register of Shipping (IRS)	5913726	10117 - Echo sounder 10118 - Speed and distance indicator 13101 - Propulsion main engine 13101 - Propulsion main engine 07114 - Remote Means of control (opening,pumps,ventilation,etc.) Machinery spaces 04102 - Emergency fire pump and its pipes 07126 - Oil accumulation in engine room 03108 - Ventilators, air pipes, casings 07101 - Fire prevention structural integrity 11101 - Lifeboats 11101 - Lifeboats 14402 - Sewage treatment plant 15109 - Maintenance of the ship and equipment	IRAN
6	9195119	KIUNGA CHIEF	2016/02/15	Papua New Guinea	Lloyd s Register (LR)	1007871	99101 - Other safety in general	Australia
	9195119	KIUNGA CHIEF	2016/07/05	Papua New Guinea	Lloyd s Register (LR)	1007871	15109 - Maintenance of the ship and equipment 18314 - Provisions quantity 99102 - Other (SOLAS operational)	Australia
	9195119	KIUNGA CHIEF	2017/05/29	Papua New Guinea	Lloyd s Register (LR)	1007871	15107 - Maintenance of the ship and	Australia

THE REPORT OF CIC ON *SAFETY OF NAVIGATION (SOLAS CH. V)*

Name of reporting Authority	AUSTRALIA
Total number of inspection	469
Total number of deficiencies	48
Total number of detention	2

Name of reporting Authority	BANGLADESH
Total number of inspection	31
Total number of deficiencies	4
Total number of detention	0

Name of reporting Authority	FRANCE
Total number of inspection	11
Total number of deficiencies	1
Total number of detention	0

Name of reporting Authority	INDIA
Total number of inspection	135
Total number of deficiencies	24
Total number of Detentions	0

Name of reporting Authority	IRAN
Total number of inspection	188
Total number of deficiencies	42
Total number of detention	4

Name of reporting Authority	KENYA
Total number of inspection	130
Total number of deficiencies	0
Total number of detention	0

Name of reporting Authority	MAURITIUS
Total number of inspection	1
Total number of deficiencies	0
Total number of detention	0

Name of reporting Authority	OMAN
Total number of inspection	28
Total number of deficiencies	10
Total number of detention	0

Name of reporting Authority	SUDAN
Total number of inspection	14
Total number of deficiencies	12
Total number of detention	0

Name of reporting Authority	SOUTH AFRICA
Total number of inspection	69
Total number of deficiencies	11
Total number of detention	0

All Reporting Authorities

Total number of inspection	1076
Total number of deficiencies	152
Total number of detention	6

KENYA MARITIME AUTHORITY ADOPTS POLICY TO SUPPORT MARITIME EDUCATION AND TRAINING IN KENYA

Equitable quality education and training is the fourth Sustainable Development Goal of the United Nations 2030. Agenda adopted in September 2015. This goal is appropriately echoed in the social pillar of Government of Kenya transformational blueprint – Vision 2030.

Kenya has identified Quality maritime education and training as a flagship project under the blueprint, crucial towards providing the necessary skills for development of not only national but international maritime industry. Kenya Maritime Authority (KMA) is responsible for ensuring the quality of seafarers' education and training is up to the standard prescribed in the International Convention on Standard of Training, Certification and Watchkeeping, STCW 78 as amended. In discharging its function, the Authority spearheaded the retention of Kenya into the IMO White List of countries giving full effect to the provisions of the STCW 1978 Convention in 2016. The seafarer training in Kenya however faces challenges in the capacity of training institutions to offer some training program and especially the placement of cadet onboard ships. This can be attributed to lack of a national carrier to provide the training berths required.

In response, the Authority's Board of Directors adopted a policy to support maritime education and training in Kenya where they intent to set aside a percentage of the Authority's revenue to support maritime training in the country. The envisioned strategic interventions include acquisition of training facilities, hiring of qualified instructors, assessors and supervisors of seafarers training program and scholarship offers to deserving students.

The move is hailed as a game changer as the country prepares for an increased role in the maritime sector and the blue economy.

This work is copyright. It may be reproduced in whole or part subject to the inclusion of an acknowledgment of the source but not for commercial use or sale.

Further information may be obtained from:
IOMOU Secretariat,
Ushakal, House No. 92, Plot No. A-8, Rangavi Estate,
Dabolim, Goa 403801.
INDIA.
Tel: +91 832 2538128/ 2538398
Fax: +91 832 2538127

This report is also available at IOMOU website
www.iomou.org