

# 2019

## ANNUAL REPORT



# INDIAN OCEAN MEMORANDUM OF UNDERSTANDING



# IOMOU Secretariat





***Indian Ocean  
Memorandum of Understanding on  
Port State Control***

*Sincere condolences to those who have lost a loved one as a result of Corona virus disease - 19. Life is irreplaceable and the pain lasts for the rest of our lives...*



## ***Chairman's Message***

It is with great pleasure, on behalf of the Committee to present the 2019 Annual Report of the Indian Ocean Memorandum of Understanding (IOMOU) on port State control activities of the member States.

In order to raise awareness with the new Sulphur requirements, in accordance with MARPOL Annex VI from 1 January 2020, during the 22nd Committee meeting decision was taken to issue a Letter of Information during 2019 to the Master of the vessel by the PSCOs.

With the Strategic Action plan in place, the IOMOU continues to focus on its improvement and has identified key performance indicators, which are review during the Committee meeting.

Also, with greater cooperation among other regional MOUs, Member States and the International Maritime Organization and all industry partners, Authorities of the IOMOU endeavors to fulfill their obligation towards the memorandum and to harmonize PSC procedures.

While we take cognizance of the shortage of port State control officers (PSCOs) to undertake ship inspections, Member States are encouraged to take advantage of the technical support available such as distance learning program, Rule Check and KR Con including regular joint training and expert missions to build the capacity of PSCOs to enable them to cope up with the emerging challenges in the industry.

I urge each Member Authority to dedicate more of their time in playing individual roles in implementation of our strategic plan and put combined effort to eliminate sub-standard shipping in our region.

Our Ex-Secretary Mr Dilip Mehrotra, assisted the IOMOU 22nd Committee meeting for the last time. The Committee members expressed their deep appreciation for the commitment during his tenure as Secretary of the IOMOU Secretariat.

Finally, I would like to express my sincere appreciation to our Member States, Observers States and Observer Organizations, who have been providing assistance and guidance whenever required. I also thank the Secretariat for the support and dedication in ensuring the success of the MOU.

**Beatrice Nyamoita (Ms)**





## ***Foreword by the Secretary***

It gives me immense pleasure for the first time as the Secretary of the IOMOU, to present the twenty first Annual Report of the Indian Ocean Memorandum of Understanding (IOMOU), for the year 2019.

August 2019 has been marked as the 20th anniversary of the signing of the Indian Ocean Memorandum of Understanding on port State control (the IOMOU) and the same was celebrated in Cape Town, South Africa last year along with its 22nd Annual meeting. There is no doubt about saying that the establishment of the regional port State control (PSC) regime under the Indian Ocean MOU has seen a

remarkable change for good in the Indian Ocean region although the increased number of inspected vessels are not so remarkably high. However, it is really a pleasure to see, over this period from 1999-2019, the inspection activity in the region has increased from 4949 to 5943 inspections, and more significantly, this increase has come from an overall increase in activity across the member Authorities and not just from a few specific member Authorities.

It is needless to mention that the Annual Report of 2019, not only summarizes the port State control (PSC) activities performed by the IOMOU member Authorities based on the various ship types, flag States and Recognized Organizations for the year 2019, but also, apart from the general information, this report provides the outcome of the results of the PSC inspections undertaken by the individual member Authority, documented with statistics and analysis reports on the results of inspections and Concentrated Inspection Campaign (CIC) that carried out by the member Authorities last year.

The New Inspection Regime (NIR) implemented since January 2018, has been operational for 2 years now. The secretariat is very happy to inform that the number of detentions, detention rate and the number of under-performing ships have started to decrease in the year 2019. This demonstrates the effectiveness of the work of the IOMOU in improving the performance and quality of ships operating in the region.

The IOMOU member Authorities are striving to achieve the target inspection rate and have realized that there are still many challenges ahead, and to face such challenges, the IOMOU is committed to ensure that our PSCOs are adequately trained to meet the international standard of the PSC inspections and are well aware of the IMO and ILO requirements.

In December 2019, member Authority of Seychelles, associated with the IOMOU, has organized the Seventh Seminar from 9 – 13 December 2019 for the port State control officers (PSCOs) on port State control in the Indian Ocean MOU Region and very soon we are expecting one of our member Authorities to announce the dates, venue etc. for conducting similar training program /workshop in the year 2020.

In the month of October 2019, Secretariat, as invited by the organizers (FAO, ILO, IMO and PEW Charitable trust), had attended the Torremolinos Conference and 4th Ad-hoc Working Group meeting held at Malaga, Spain on “IUU Fishing activities” as a part of the Joint Technical Cooperation Program and I am pleased to inform that the IOMOU has been enlisted as one of the observers, duly recognized by the IOTC w.e.f January 2020 to participate in the mutually agreed activities.

The IOMOU Secretariat looks forward to, not only continuing to work with the present/future member Authorities of the IOMOU regime only, but also, wishfully would like to participate in the technical cooperation program (as felt necessary by our member Authorities) with the other Organizations associated with the IMO being an UN special Agency and its IGOs/NGOs directly or indirectly, to achieve our goal of elimination of the substandard shipping in our region and also beyond the boundaries of our MOU, ensuring that the regional port State control will continue to promote maritime safety, security, protection of the marine environment and safeguard the seafarers' living conditions on different vessels.

My sincere thanks to all the member Authorities for their contributions and particularly to the port State control officers of the region for their commitment and professionalism in conducting PSC activities in the Indian Ocean region.

Personally, and also on behalf of the Secretariat, I would like to thank with lots of respect to my predecessor Mr. Dilip Mehrotra, former Secretary of the IOMOU Secretariat, for his guidance, advise, cooperation and supports. We all wish him and his family members a very good health with lots of happiness & success.

Finally, at last, but not the least, the Secretariat would also like to convey sincere condolences to those who have lost a loved one as a result of Corona virus disease - 19. Life is irreplaceable and the pain lasts for the rest of our lives.

With Regards

**Achintya Bikash Dutta**



### ***Message from the Ex- Secretary***

The Indian Ocean MoU held its 22nd Committee meeting in Cape Town South Africa in August 2019. This was a special meeting, as the IOMOU celebrated its 20th Anniversary, prior to the meeting.

Also, this was my last meeting of the Committee, as Mr. A. B. Dutta, Deputy Secretary takes over as Secretary from 1 February, 2020. The twenty first Annual Report 2019 will be presented by the incoming Secretary and I wish him all the best during his tenure as Secretary.

My journey with the IOMOU began in 2012 and much has been accomplished since then. One of the important changes made was the introduction of New Inspection Regime (NIR). The NIR has been in operational from the last two years, and has been under review during the last Committee meeting. With this more emphasis is on the priority ships for inspections and will further put pressure on the sub-standard ships, to improve their performance.

As one of the aspects for the port State control officers is to keep himself/herself updated with the new Conventions requirements, more thrust was given for training of PSCOs and conduct of seminars, including e platform learning tool, launching of IOMOU app, etc.

During my tenure, the co-operation between the regional PSC regimes has been very fruitful and has helped in the framework of harmonization of PSC activities.

All this would have not been possible without the support of the member Authorities including the host Authority, observers, IMO and the IOMOU Secretariat. It has been an honor and privilege to work for the Indian Ocean MOU on Port State Control.

**Dilip Mehrotra**

## **Table of Contents**

	<b>Page</b>
<b>1. INTRODUCTION</b>	
1.1 General .....	1
1.2 Members, Observers and Observers Organization .....	2
<b>2. ORGANIZATIONAL STRUCTURE</b>	
2.1 IOMOU Secretariat .....	3
2.2 Contact Details .....	3
2.3 Organizational Structure of the IOMOU .....	3
<b>3. THE COMMITTEE</b> .....	4
<b>4. DETENTION REVIEW PANEL</b> .....	5
<b>5. TRAINING FOR PORT STATE CONTROL OFFICERS</b> .....	6
<b>6. PORT STATE CONTROL DEFICIENCIES</b> .....	8
<b>7. CO-OPERATION WITH OTHER REGIONAL MOUs</b> .....	10
<b>8. IOCIS / WEBSITE</b> .....	11
<b>9. STATUS OF RELEVANT INSTRUMENT</b>	
9.1 Status of Relevant Instrument.....	12
9.2 Status of MARPOL .....	14
<b>10. STATISTICS</b> .....	15
<b>11. PORT STATE CONTROL INSPECTION ACTIVITIES</b> .....	16



<b>12. LIST OF TABLES AND FIGURES</b>	<b>Page</b>
Table 1 Deficiencies by Type of Ship .....	17
Table 2 Deficiencies by Flag .....	18
Table 3 Deficiencies by Categories .....	20
Table 4 Deficiencies by Recognized Organization Related Detentions and Deficiencies .....	21
Table 5 Comparison of Inspections and Deficiencies per Ship Type ....	22
Table 6 Comparison of Inspections and Detentions per Ship Type ....	23
Table 7 Comparison of Inspections and Detentions per Flag .....	24
Table 8 Comparison of Deficiencies by Categories .....	27
Table 9 Comparison of Inspections and Deficiencies per Recognized Organization .....	28
Table 10 Comparison of Inspections and Detentions per Recognized Organization .....	30
Figure 1 Inspection Efforts .....	32
Figure 2 Types of Ship Inspected .....	33
Figure 3 Percentage of Ship Type with Deficiencies .....	34
Figure 4 Percentage of Detention per Ship Type .....	35
Figure 5 Percentage of Deficiencies per Flag .....	36
Figure 6 Percentage of Detentions per Flag .....	37
Figure 7 Deficiency Percentage by Categories .....	38
Figure 8 Detention Percentage by Recognized Organization .....	39
Figure 9 Comparison of Inspections per Ship Type .....	40
Figure 10 Comparison of Detentions per Ship Type .....	41
Figure 11 Summary of three Years Inspections with Deficiencies per Ship Type .....	42
Figure 12 Comparison of Detentions per Flag .....	43
Figure 13 Summary of three Years Detentions percentage per Flag .....	44
Figure 14 Comparison of Deficiencies by Categories .....	45
Figure 15 Comparison of Inspections per Recognized Organization .....	46
Figure 16 Comparison of Detentions per Recognized Organization .....	47
 <b>13. UNDERPERFORMING SHIP LIST FOR 2018 AND 2019</b>	 48
 <b>14. REPORT OF CIC ON EMERGENCY SYSTEM AND PROCEDURES</b>	 61
 <b>15. PRESENTATION OF MEMBER ADMINISTRATION: AUSTRALIAN MARITIME AUTHORITY</b>	 63

## INTRODUCTION

### GENERAL

The Indian Ocean Memorandum of Understanding (IOMOU) on port State control (PSC) in the Indian Ocean region was finalized on the basis of the first preparatory meeting held in India in October 1997 and the second meeting in June 1998 in South Africa. The second meeting was attended by Australia, Bangladesh, Djibouti, Eritrea, Ethiopia, India, Iran, Kenya, Maldives, Mauritius, Mozambique, Myanmar, Oman, Seychelles, South Africa, Sri Lanka, Tanzania and Yemen.

The port State control system aims to verify whether foreign flagged vessels calling at a port of a State comply with applicable International Maritime Conventions. Each Authority ensures that the foreign merchant ships visiting its ports comply with the standards articulated in the relevant Conventions and all amendments thereto in force. When vessels are found not to be in substantial compliance with the applicable regulations, laws or relevant convention requirements, the PSC system imposes actions to ensure they are brought into compliance. Ships to be inspected are selected on the basis of targeting criteria outlined in the Memorandum and a non-discriminatory policy is observed.

Under the Memorandum, each Authority will establish and maintain an effective system of PSC regime. The mission of the IOMOU among the maritime authorities responsible for port State control in the Indian Ocean region is to promote the effective implementation of an improved and harmonized system of PSC by uniform application, of relevant International Maritime Organization (IMO)/International Labour Organization (ILO) instruments on ships operating in the region.

This will be accomplished through the establishment and maintenance of a harmonized system of PSC by the member Authorities, and the effective operation of the Committee, the Secretariat and the IOCIS. Of particular importance are the cooperation and the exchange of information between the members of the Memorandum of Understanding (MOU) and with other regional PSC regimes.

Followings are the relevant instruments on which regional port State control is based:

- The International Convention on Load Lines, 1966;
- The International Convention for the Safety of Life at Sea, 1974 (SOLAS 74);
- The International Convention for the Prevention of Pollution from Ships, 1973, as modified by the Protocol of 1978 relating thereto (MARPOL 73/78);
- The International Convention on Standards of Training, Certification and Watchkeeping for Seafarers, 1978 (STCW 78);
- The Convention on the International Regulations for Preventing Collisions at Sea, 1972;
- The International Convention on Tonnage Measurement of Ships, 1969;
- The Merchant Shipping (Minimum Standards) Convention, 1976 (ILO Convention No. 147);
- The Maritime Labour Convention, 2006 (MLC, 2006);
- The International Convention on the Control of Harmful Anti-fouling Systems on Ships 2001;
- The International Convention on Civil Liability for Bunkers Pollution Damager, 2001 (Bunkers Convention);
- Protocol of 1992 to amend the International convention on Civil Liability for Oil Pollution Damage, 1969 (CLC Protocol 1992);
- The International Convention for the control and Management of Ships' Ballast Water and Sediments. 2004 (BWM 2004);

together with the protocols and amendments to these conventions and related codes of mandatory status as and when they enter in to force.

## **MEMBERS, OBSERVERS & OBSERVERS ORGANIZATION**

As of December 2019, twenty countries have become parties to the Memorandum. They are: **Australia, Bangladesh, Comoros, Eritrea, France (La Reunion), India, Iran, Kenya, Madagascar, Maldives, Mauritius, Mozambique, Myanmar, Oman, Seychelles, Sri Lanka, South Africa, Sudan, Tanzania and Yemen.**

### **Ethiopia is the only Observer State of the IOMOU**

#### **The Observers Organization are:**

Black Sea Memorandum of Understanding  
Caribbean Memorandum of Understanding  
Riyadh Memorandum of Understanding  
Paris Memorandum of Understanding  
Tokyo Memorandum of Understanding  
West & Central Africa Memorandum of Understanding  
The International Maritime Organization  
The International Labour Organization  
United States Coast Guard and Equasis

The Committee meetings are attended by the member Authorities as well as Observer State and Organizations.



Twenty Second Committee Meeting in Progress

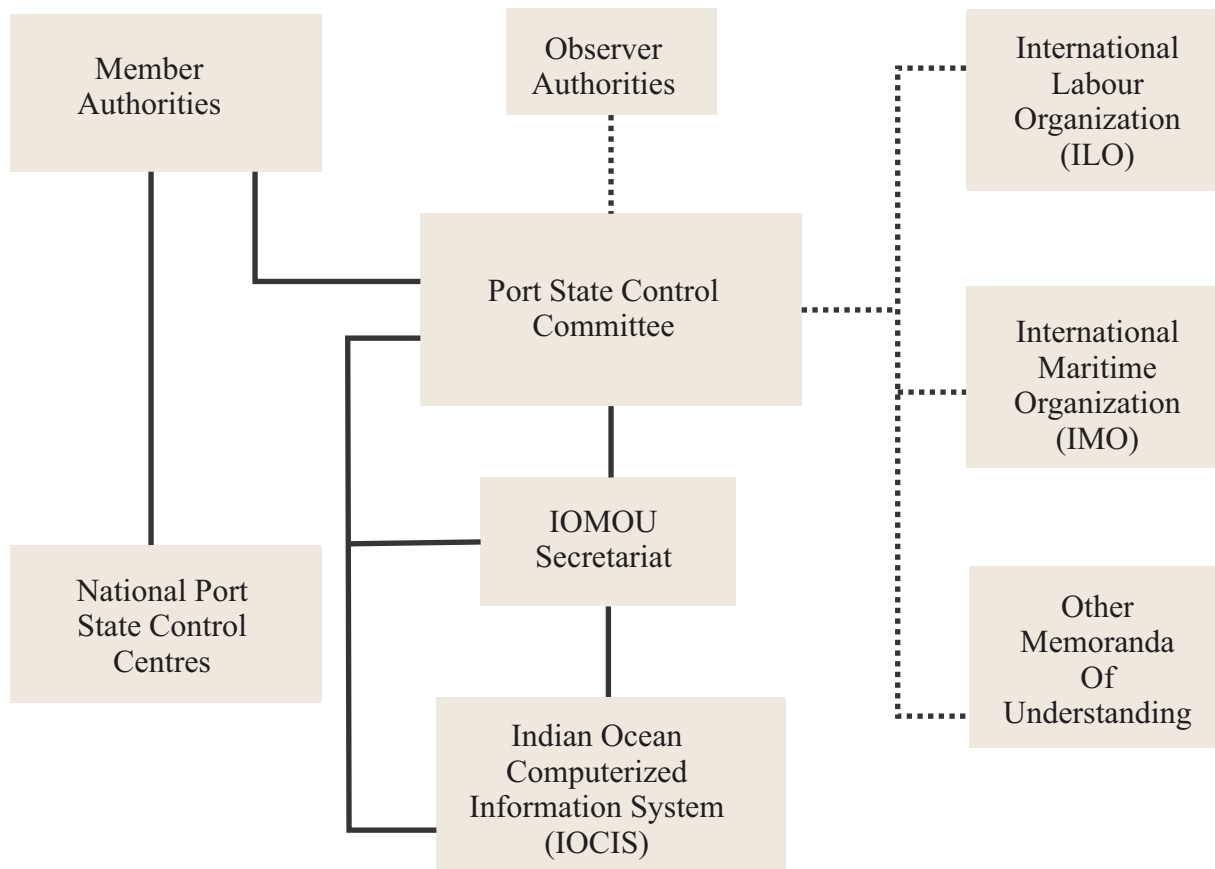


## IOMOU SECRETARIAT

The Secretariat of the Indian Ocean Memorandum of Understanding (IOMOUS) is based at Goa in India. The Secretariat is governed by and accountable to the Committee of the IOMOU on port State control. It acts under the direction of the Committee and assists the Committee in its activities including conducting meetings.

With effect from 01.02.2020, the IOMOUS is headed by the Secretary Mr. Achintya B. Dutta, assisted by the Office Manager Mrs. Priyanka Sawant, Office Assistant Ms. Purvi P. Kesarkar and Data Management Assistant Ms. Sushmita Naik.

## ORGANISATIONAL STRUCTURE OF THE IOMOU



## CONTACT DETAILS

Postal Address:  
The Secretary  
IOMOU Secretariat,  
Ushakal, House No. 92,  
Plot No. A-8,  
Rangavi Estate, Dabolim  
GOA - 403 801.  
INDIA.

Email Address:  
[iomou1@dataone.in](mailto:iomou1@dataone.in)  
[iomou.sec@nic.in](mailto:iomou.sec@nic.in)

Website:  
[www.iomou.org](http://www.iomou.org)  
[www.iomou.nic.in](http://www.iomou.nic.in)

Telephone: +91 832 2538 128/2538 398  
Telefax: +91 832 2538 127

## THE COMMITTEE

The Indian Ocean Memorandum of Understanding on port State control held its Twenty-second Committee meeting in Cape Town, South Africa from 19 to 23 August, 2019. This meeting was hosted by South African Maritime Safety Authority (SAMSA)

Representatives from the following IOMOU member States and observers attended the meeting:

Australia, Bangladesh, France (Reunion Island), India, Islamic Republic of Iran, Kenya, Maldives, Mauritius, Mozambique, Oman, Seychelles, South Africa, and Tanzania.

Secretary General of the Paris MoU and Caribbean MoU attended the meeting as Observers.

The IOCIS Manager from the National Informatics Centre (NIC) also attended the meeting

The member Authorities of Comoros, Eritrea, Madagascar, Myanmar, Sri Lanka, Sudan and Yemen, and the observers of Ethiopia, Abuja MoU, Riyadh MoU, International Labour Organization (ILO), The International Maritime Organization (IMO) and Equasis were not able to attend.

**Ms. Beatrice Nyamoita, Chairman of the Committee presided over the Committee meeting as Chairman.**



Participants during the twenty-second Committee meeting held in South Africa

**Outcomes of the meeting included:**

1. The Committee deliberated on the New Inspection Regime (NIR) implemented from 1 January, 2018, and took note of the satisfactorily implementation of the same;
2. Approved analysis of CIC on MARPOL Annex VI prepared by the Correspondence Group for submission to the Implementation of International Maritime Organization (IMO) Instruments (III), 7th session;
3. The Committee has also agreed to conduct CIC for the Stability in General in 2020 in conjunction with the Paris MoU and the Tokyo MoU;
4. The Committee approved the guidelines for MARPOL Annex IV and V for inclusion in the PSC Manual;
5. The Committee accepted the proposal for PSCO Exchange programme and requested the Correspondence Group on the development of procedures for exchange of PSCOs;
6. The Committee accepted the proposal for issue of Letter of Warning from 1<sup>st</sup> September 2019;
7. The Committee agreed to have hyperlink to PSC data with other MoUs such as Paris MOU, Black Sea MoU and Riyadh MoU;
8. The Committee also agreed for revamping of the IOMOU website;
9. In order to promote better understanding of the activities of the organization and to monitor the developments and changes in the industry which could impact the quality of shipping, an interactive session was held with the representatives from the Asian Classification Society, International Association of Classification Societies Ltd. and INTERTANKO.

**DETENTION REVIEW PANEL**

If flag State or their Recognized Organizations (ROs) acting on behalf of the flag State disagree with the outcome of the port State ruling, concerning a detention, either may request for a review by the Indian Ocean MOU's Detention Review Panel, within 90 days from the date of detention.

The Detention Review Panel is comprised of three Indian Ocean MOU member Authorities, excluding the port State and the vessels flag State and the ISM issuing country, if they are members of the Indian Ocean MOU.

In the year 2019, the Secretariat did not receive any appeal towards any detention.



## **TRAINING AND SEMINARS FOR PORT STATE CONTROL**

### **FAMILIARISATION TRAINING OF PSCOs**

Familiarisation training of PSCOs was held in Antananarivo, Madagascar from 11<sup>th</sup> to 13<sup>th</sup> June 2019. Twenty-three participants from the Authority of Madagascar attended this training.



Trainers and PSCOs during the Familiarisation training of PSCOs in Madagascar

### **SEVENTH SEMINAR FOR PORT STATE CONTROL OFFICERS**

Seventh seminar for port State control officers was held in Mahe, Seychelles, from 09<sup>th</sup> to 13<sup>th</sup> December 2019. Sixteen participants from the Indian Ocean region attended this seminar.



Participants and Trainers during the Seventh PSCO seminar in Mahe, Seychelles

**Trainings Sponsored by the IMO and under the IOMOU TC fund for Capacity Building of the PSCOs**

PSCO from South Africa, attended the IMO Sponsored Training Course on 9<sup>th</sup> General Training Course organized by the Tokyo MoU in Japan from 19<sup>th</sup> August to 13<sup>th</sup> September 2019, supported by the IMO and one PSCO from Seychelles supported under the IOMOU TC fund.

PSCO from Mozambique, attended the 8<sup>th</sup> Specialized Training (STC 8), organized by the Tokyo MoU in Vladivostok, the Russian Federation from 24<sup>th</sup> to 26<sup>th</sup> September 2019.

PSCO from Myanmar was nominated to attend the 68<sup>th</sup> PSC Seminar organized by the Paris MoU in The Hague, Netherland from 05<sup>th</sup> to 07<sup>th</sup> November 2019.



Familiarisation training of PSCOs in Madagascar in progress



**PORT STATE CONTROL DEFICIENCIES**



Annual capacity test records of GMDSS batteries are not available



Main sea water pump overboard valve part leaking



Engine room Skylight door not sealing, packing missing





Gangway is not provided with safety net



Garbage bags stored under the engine room gratings



Sludge pump both pressure gauges are defective

## **CO-OPERATION WITH OTHER REGIONAL MOUS**

Considering the importance of inter-regional co-operation and harmonization, IOMOU participated in the Concentrated Inspection Campaign (CIC) on Emergency System and Procedures jointly with the Tokyo and Paris MoUs in 2019. All the CIC inspections were recorded in the Indian Ocean Computerized Information System (IOCIS) for the information of all interested parties. The Committee has decided to participate in another joint CIC as and when conducted by the Paris and Tokyo MoUs.

The IOMOU realized the need for this co-operation right from its inception and obtained the Observer status with the other MoUs such as Tokyo MoU, Paris MoU and Caribbean MoU. It continues to maintain this status by attending their Committee meetings and other activities.

In a similar spirit the IOMOU has granted Observer status to the MoUs as indicated under the list of Observers.

The representatives of the Secretariat attend other's Committee meetings depending upon their own programs. This is in effect to benchmark and gives an opportunity to understand initiatives of other MoUs on PSC. During the year the Secretary was invited to attend the following meetings:

Mediterranean MoU  
Tokyo MoU  
Riyadh MoU  
Paris MOU  
Caribbean MoU

In this regard the Secretary attended the following meeting for the year 2019:

- 52<sup>nd</sup> meeting of Paris MoU Committee held in the St. Petersburg, Russian Federation from 13<sup>th</sup> to 17<sup>th</sup> May 2019.
- Sixth session of Implementation of IMO Instruments (III) held at IMO Headquarters, London from 01<sup>st</sup> to 05<sup>th</sup> July 2019.
- Joint FAO/IMO Ad Hoc Working Group on Illegal, Unreported and Unregulated Fishing and Related Matters held in Torremolinos, Malaga, Spain from 21<sup>st</sup> to 23<sup>rd</sup> October 2019.

**IOCIS / WEBSITE**

Indian Ocean Computerized Information System (IOCIS) and the IOMOU website are maintained by the National Informatics Centre, Government of India. The Secretariat is in continuous contact with the Manager of the IOCIS.

Following enhancement/modification has been made in the IOMOU website/ IOCIS:

- 1 Banned ship to be treated as High Risk Ship, under NIR;
- 2 Implementation of approved validation with respect to RO responsibility in IOCIS;
- 3 Inspection fees structure link provided on the IOMOU website;
- 4 Addition and deactivation and correction in various codes, as approved during the twenty Second meeting;
- 5 Restricted page developed as e-library and launched for the users.

Data exchange with Equasis, IHS Markit Maritime & Trade (IHS Markit), Lloyds List (LLG) and the International Maritime Organization (IMO) under GISIS is being carried out. Hyperlink between IOCIS and APCIS, IOCIS and Caribbean MoU is being taken care of.

**STATUS OF THE RELEVANT INSTRUMENTS**

STATUS OF THE RELEVANT INSTRUMENT  
(Date of Deposit of Instruments)  
As on 31 December 2019

Sr. No	Authority	TONNAGE CONVENTION 69	LOADLINE CONVENTION 66	LOADLINE PROT 88	SOLAS 74	SOLAS PROT 78	SOLAS PROT 88
1	Australia	21.05.1982	29.07.1968	07.02.1997	17.08.1983	17.08.1983	07.02.1997
2	Bangladesh	06.11.1981	10.05.1978	18.12.2002	06.11.1981	–	18.12.2002
3	Comoros	22.11.2000	22.11.2000	–	22.11.2000	22.11.2000	–
4	Eritrea	22.04.1996	22.04.1996	04.02.2000	22.04.1996	–	04.02.2000
5	France	31.10.1980	30.11.1966	05.10.1990	25.05.1977	21.12.1979	28.02.1992
6	India	26.05.1977	19.04.1968	10.08.2000	16.06.1976	03.04.1986	22.08.2000
7	Iran	28.12.1973	05.10.1973	31.10.2006	17.10.1994	31.08.2000	31.10.2006
8	Kenya	15.12.1992	12.09.1975	07.07.2015	21.07.1999	07.07.2015	07.07.2015
9	Madagascar	27.07.2017	16.01.1967	26.07.2019	07.03.1996	-	26.07.2019
10	Maldives	02.06.1983	29.01.1968	-	14.01.1981	-	20.05.2005
11	Mauritius	11.10.1988	11.10.1988	17.12.2002	01.02.1988	-	17.12.2002
12	Mozambique	30.10.1991	30.10.1991	-	23.12.1996	-	-
13	Myanmar	04.05.1988	11.11.1987	03.10.2019	11.11.1987	11.11.1987	03.07.2019
14	Oman	24.09.1990	20.08.1975	17.06.1991	25.04.1985	25.04.1985	17.06.1991
15	Seychelles	17.07.2017	01.10.1976	27.09.1989	10.05.1988	10.05.1988	27.09.1989
16	South Africa	24.11.1982	14.12.1966	–	23.05.1980	11.01.1982	–
17	Sri Lanka	11.03.1992	10.05.1974	–	30.08.1983	–	–
18	Sudan	21.05.2002	26.09.1991	–	15.05.1990	–	–
19	Tanzania	28.03.2001	28.02.1989	–	28.03.2001	–	–
20	Yemen	06.03.1979	06.03.1979	11.01.2012	06.03.1979	–	11.01.2012
Entry in force date		18.07.1982	21.07.1968	03.02.2000	25.05.1980	01.05.1981	03.02.2000



# Indian Ocean Memorandum of Understanding on Port State Control

## STATUS OF THE RELEVANT INSTRUMENTS

(Date of Deposit of Instruments)

As on 31 December 2019

Sr. No.	Authority	STCW 78	AFS 2001	COLREG 72	Bunkers Convention 2001	CLC PROT1992	BWM 2004	ILO 147 / MLC 2006 *
1	Australia	07.11.1983	09.01.2007	29.02.1980	16.03.2009	09.10.1995	07.06.2017	21.12.2011
2	Bangladesh	06.11.1981	07.06.2018	10.05.1978	–	–	07.06.2018	06.11.2014
3	Comoros	22.11.2000	–	22.11.2000	01.02.2018	15.01.2000	–	–
4	Eritrea	22.04.1996	–	22.04.1996	–	–	–	–
5	France	11.07.1980	12.03.2007	10.05.1974	19.10.2010	29.09.1994	24.09.2008	02.05.1978/28.02.2013
6	India	16.11.1984	24.04.2015	30.05.1973	–	15.11.1999	–	26.09.1996/09.10.2015
7	Iran	01.08.1996	06.04.2011	17.01.1989	21.11.2011	24.10.2007	06.04.2011	11.06.2014
8	Kenya	15.12.1992	07.07.2015	15.12.1992	07.07.2015	02.02.2000	14.01.2008	31.07.2014
9	Madagascar	07.03.1996	26.07.2019	27.07.2017	11.07.2017	21.05.2002	24.07.2017	–
10	Maldives	22.01.1987	–	14.01.1981	–	20.05.2005	22.06.2005	07.10.2014
11	Mauritius	04.07.1991	–	26.05.1989	17.07.2013	06.12.1999	–	30.05.2014
12	Mozambique	15.11.1985	–	30.10.1991	–	26.04.2002	–	–
13	Myanmar	04.05.1988	–	11.11.1987	19.01.2018	12.07.2016	–	25.05.2016
14	Oman	24.09.1990	06.03.2019	25.04.1985	–	08.07.1994	–	–
15	Seychelles	22.08.1988	–	22.08.1988	23.08.2019	23.07.1999	27.11.2017	07.01.2014
16	South Africa	27.07.1983	02.07.2008	20.12.1976	–	01.10.2004	15.04.2008	20.06.2013
17	Sri Lanka	22.01.1987	–	04.01.1978	–	22.01.1999	–	12.01.2017
18	Sudan	26.02.1997	–	11.03.2003	–	–	–	04.10.2019
19	Tanzania	27.10.1982	–	16.05.2006	–	19.11.2002	–	–
20	Yemen	14.02.2005	–	06.03.1979	–	20.09.2006	–	–
Entry in force date		28.04.1984	17.09.2008	15.07.1977	21.11.2008	30.05.1996	08.09.2017	28.11.1981/20.08.2013

\* MLC 2006 will supersede ILO 147 if the Authority ratified both of them

STATUS OF MARPOL 73/78  
(Date of Deposit of Instruments)  
As on 31 December 2019

Sr. No.	Authority	Annex I & II	Annex III	Annex IV	Annex V	Annex VI
1	Australia	14.10.1987	10.10.1994	27.02.2004	14.08.1990	07.08.2007
2	Bangladesh	18.12.2002	18.12.2002	18.12.2002	18.12.2002	18.12.2002
3	Comoros	22.11.2000	22.11.2000	22.11.2000	22.11.2000	—
4	Eritrea	—	—	—	—	—
5	France	25.09.1981	25.09.1981	25.09.1981	25.09.1981	15.07.2005
6	India	24.09.1986	11.06.2003	11.06.2003	11.06.2003	23.11.2011
7	Iran	25.10.2002	29.05.2009	29.05.2009	25.10.2002	29.05.2009
8	Kenya	15.12.1992	15.12.1992	15.12.1992	15.12.1992	14.01.2008
9	Madagascar	30.08.2005	30.08.2005	30.08.2005	30.08.2005	—
10	Maldives	20.05.2005	—	—	20.05.2005	—
11	Mauritius	06.04.1995	06.04.1995	06.04.1995	06.04.1995	—
12	Mozambique	09.11.2005	09.11.2005	09.11.2005	09.11.2005	—
13	Myanmar	04.08.1988	05.04.2016	05.04.2016	05.04.2016	—
14	Oman	13.03.1984	13.03.1984	13.03.1984	13.03.1984	—
15	Seychelles	28.11.1909	—	—	—	—
16	South Africa	28.11.1984	05.02.1997	17.09.2015	13.05.1992	17.09.2015
17	Sri Lanka	24.06.1997	24.06.1997	24.06.1997	24.06.1997	—
18	Sudan	—	21.01.2015	21.01.2015	21.01.2015	—
19	Tanzania	23.07.2008	23.07.2008	23.07.2008	23.07.2008	—
20	Yemen	—	—	—	—	—
Entry into force date		02.10.1983	01.07.1992	27.09.2003	31.12.1988	19.05.2005

## STATISTICS

A total of 5943 inspections were carried out in 2019. Out of these 5943 inspections, 2852 inspections had deficiencies and the total numbers of deficiencies were 10960.

Serious deficiencies noted by the PSCOs led to the detention of 232 ships and needed to be rectified prior to the ships' departure; the overall detention percentage for the year was 3.9%. There was increase in total number of inspections in 2019, compared with those in 2018; and the detention percentage decreased from 4.42 % recorded in 2018.

The average number of deficiencies per inspection in 2019 (1.84) has slightly decreased compared to the previous year (2.07).

The information given in the following tables and charts represents the port State control activities of Australia, Bangladesh, Comoros, France, India, Iran, Kenya, Madagascar, Myanmar, Maldives, Mauritius, Oman, Seychelles, South Africa, Sudan, Tanzania and Yemen. The remaining member Authorities are trying to overcome the challenges in carrying out their PSC inspection activities.

It should be noted that Australia, is a member of both the Tokyo MoU and the Indian Ocean MOU. South Africa is a member of the Abuja MoU and Indian Ocean MOU, Oman is a member of Riyadh MoU and the Indian Ocean MOU. Each record their PSC data with both MoUs, and so when considering a world picture of statistics, this duplication of data needs to be taken into account<sup>1</sup>.

A joint CIC on Emergency System and Procedures was held jointly with the Tokyo and Paris MoUs in 2019. The consolidated report on CIC activities in the Indian Ocean region is provided in this Annual Report.

**PORT STATE CONTROL INSPECTION ACTIVITIES**

**STATISTICS FOR 2019**

**PORT STATE CONTROL INSPECTIONS CARRIED OUT BY AUTHORITIES**

Authority	Number of Inspections	Number of Inspections with deficiencies	Number of Deficiencies	Number of Detentions	Detention Percentage
Australia <sup>1</sup>	3222	1490	5281	163	5.06
Bangladesh	437	222	664	3	0.69
Comoros	21	3	5	0	0.00
France	33	13	46	1	3.03
India	598	465	2129	28	4.68
Iran	405	296	1571	22	5.43
Kenya	379	94	293	0	0.00
Madagascar	1	0	0	0	0.00
Maldives	14	14	74	0	0.00
Mauritius	1	0	0	0	0.00
Myanmar	47	37	131	5	10.64
Oman <sup>1</sup>	304	131	305	8	2.63
Seychelles	14	12	113	0	0.00
South Africa <sup>1</sup>	359	39	142	2	0.56
Sudan	99	34	201	0	0.00
Tanzania	3	0	0	0	0.00
Yemen	6	2	5	0	0.00
<b>Total</b>	<b>5943</b>	<b>2852</b>	<b>10960</b>	<b>232</b>	<b>3.9</b>

<sup>1</sup> See comment on page 15 regarding Australia, South Africa, and Oman regarding data duplication between IOMOU and Tokyo, Abuja and Riyadh MoUs.



## Deficiencies by Type of Ship

**TABLE 1**

Type of Ship	Number of Inspections	Number of Inspections with Deficiencies	Number of Deficiencies	Number of Detentions	Detention Percentage	Percentage of Inspections with Deficiencies
Bulk Carrier	2925	1382	4867	122	4.17	47.25
Chemical Tanker	524	233	750	15	2.86	44.47
Container Ship	762	388	1609	28	3.67	50.92
Gas Carrier	135	44	112	1	0.74	32.59
General Cargo / Multipurpose ship	546	371	1880	34	6.23	67.95
Heavy Load Carrier	47	20	105	4	8.51	42.55
Livestock Carrier	68	38	139	2	2.94	55.88
NLS Tanker *	30	18	52	1	3.33	60.00
Offshore Service Vessel	23	11	79	4	17.39	47.83
Oil Tanker	369	133	514	12	3.25	36.04
Other Types of Ship	32	17	55	1	3.13	53.13
Passenger Ship	73	29	83	0	0.00	39.73
Refrigerated Cargo Vessel	17	8	93	0	0.00	47.06
Ro-Ro Cargo Ship	38	20	115	1	2.63	52.63
Ro-Ro Passenger Ship	6	3	22	0	0.00	50.00
Special Purpose Ship	13	3	7	0	0.00	23.08
Tugboat	27	12	70	1	3.70	44.44
Vehicle Carrier	240	82	213	5	2.08	34.17
Wood Chips Carrier	68	40	195	1	1.47	58.82
<b>Total</b>	<b>5943</b>	<b>2852</b>	<b>10960</b>	<b>232</b>		

\* Earlier known to be Tanker not otherwise specified.

**Deficiencies by Flag**

**TABLE 2**

Flag	Number of Inspections	Number of Inspections with Deficiencies	Number of Deficiencies	Number of Detentions	Detention Percentage
Antigua and Barbuda	83	43	190	5	6.02
Azerbaijan	1	1	4	0	0.00
Bahamas	182	70	212	3	1.65
Bangladesh	5	5	13	0	0.00
Barbados	9	3	11	0	0.00
Belgium	10	0	0	0	0.00
Belize	15	12	55	0	0.00
Bermuda (UK)	19	10	24	0	0.00
Cameroon	1	1	16	1	100.00
Cayman Islands (UK)	38	13	51	3	7.89
China	91	38	121	2	2.20
Comoros	13	11	124	3	23.08
Cook Islands	14	12	56	2	14.29
Croatia	1	0	0	0	0.00
Curacao	1	0	0	0	0.00
Cyprus	140	65	211	7	5.00
Denmark	51	24	79	2	3.92
Dominica	1	1	1	0	0.00
Egypt	1	1	3	0	0.00
Ethiopia	1	1	2	0	0.00
Faroe Islands	1	1	3	0	0.00
France	10	5	13	0	0.00
Germany	6	3	6	0	0.00
Gibraltar (UK)	8	3	22	0	0.00
Greece	82	27	64	5	6.10
Hong Kong, China	599	239	802	16	2.67
India	16	7	36	1	6.25
Indonesia	7	7	24	0	0.00
Iran	10	7	18	0	0.00
Isle of Man (UK)	62	27	71	3	4.84
Italy	43	16	58	1	2.33
Jamaica	2	2	15	1	50.00
Japan	62	22	53	2	3.23
Jordan	2	1	3	0	0.00
Kazakhstan	1	0	0	0	0.00
Korea, Republic of	65	37	123	0	0.00
Kuwait	9	4	10	0	0.00
Lebanon	1	1	4	0	0.00
Liberia	738	350	1161	31	4.20
Libya	2	1	2	0	0.00
Luxembourg	21	8	23	1	4.76
Maldives	2	2	30	1	50.00
Malaysia	19	7	27	1	5.26
Malta	349	139	389	11	3.15

**Deficiencies by Flag**

**TABLE 2 (cont.)**

Flag	Number of Inspections	Number of Inspections with Deficiencies	Number of Deficiencies	Number of Detentions	Detention Percentage
Marshall Islands	737	306	1114	16	2.17
Mauritius	2	2	5	0	0.00
Moldova	3	3	37	2	66.67
Mongolia	1	1	2	0	0.00
Montenegro	1	1	11	1	100.00
Myanmar	6	6	27	0	0.00
Netherlands	36	19	66	2	5.56
New Zealand	2	1	5	0	0.00
Niue	2	1	4	0	0.00
Norway	88	37	107	2	2.27
Pakistan	2	2	12	0	0.00
Palau	11	9	51	0	0.00
Panama	1270	687	2873	70	5.51
Philippines	19	8	52	1	5.26
Portugal	71	28	97	3	4.23
Qatar	4	2	3	0	0.00
Russian Federation	116	111	633	0	0.00
Saint Kitts and Nevis	12	11	64	2	16.67
Saint Vincent and the Grenadines	14	10	60	1	7.14
Sao Tome and Principe	1	1	15	0	0.00
Saudi Arabia	12	2	5	0	0.00
Sierra Leone	7	4	22	0	0.00
Singapore	526	225	784	13	2.47
South Africa	1	1	3	0	0.00
Spain	3	1	1	0	0.00
Sri Lanka	4	4	14	0	0.00
Sweden	7	3	4	0	0.00
Switzerland	7	5	17	1	14.29
Taiwan, China	9	3	4	1	11.11
Tanzania	16	15	185	5	31.25
Thailand	20	15	48	0	0.00
Togo	10	9	99	2	20.00
Turkey	10	3	7	0	0.00
Tuvalu	24	19	97	1	4.17
United Arab Emirates	2	2	4	0	0.00
United Kingdom	27	14	50	1	3.70
United States	15	10	17	0	0.00
Vanuatu	6	1	4	1	16.67
Viet Nam	45	43	227	5	11.11
<b>Total</b>	<b>5943</b>	<b>2852</b>	<b>10960</b>	<b>232</b>	

## Deficiencies by Categories

TABLE 3

Code	Nature of Deficiencies	Number of Deficiencies	Percentage
011	Certificate & Documentation - Ship Certificates	256	2.34
012	Certificate & Documentation - Crew Certificates	134	1.22
013	Certificate & Documentation - Documents	507	4.62
021	Structural Conditions	483	4.41
031	Water/Weathertight conditions	743	6.78
041	Emergency Systems	661	6.03
051	Radio Communications	268	2.44
061	Cargo operations including equipment	157	1.43
071	Fire safety	1526	13.92
081	Alarms	125	1.14
091	Living Conditions	172	1.57
092	Working Conditions	712	6.49
101	Safety of Navigation	1413	12.89
111	Life saving appliances	1103	10.06
121	Dangerous goods	16	0.15
131	Propulsion and auxiliary machinery	590	5.38
141	Pollution prevention - MARPOL Annex I	288	2.63
143	Pollution prevention - MARPOL Annex III	1	0.01
144	Pollution prevention - MARPOL Annex IV	173	1.58
145	Pollution prevention - MARPOL Annex V	163	1.49
146	Pollution prevention - MARPOL Annex VI	43	0.39
147	Pollution prevention - Anti Fouling	3	0.03
148	Pollution Prevention - Ballast Water	9	0.08
151	ISM	345	3.15
161	ISPS	92	0.84
181	Minimum requirements for seafarers	8	0.07
182	Labour Conditions - Conditions of employment	136	1.24
183	Accommodation recreational facilities F and C	192	1.75
184	Health protection, medical care, social security	486	4.43
991	Other	155	1.41
<b>Total</b>		<b>10960</b>	



## Deficiencies by Recognized Organization Related Detentions and Deficiencies

**TABLE 4**

Recognized Organization	Number of Overall Inspections	Number of Inspections with Deficiencies	Number of overall detentions	Overall detentions %	Number of RO Responsible detentions	RO Responsible Detentions %	Number of RO Related deficiencies
American Bureau of Shipping	669	234	17	2.54	2	0.30	5
Asia Classification Society	5	5	0	0.00	0	0.0	0
Biro Klasifikasi Indonesia	1	1	0	0.00	0	0.00	0
Bulgarski Koraben Registar	2	2	1	50.00	0	0.00	0
Bureau Veritas	585	318	26	4.44	0	0.00	0
China Classification Society	342	143	9	2.63	0	0.00	0
Columbus American Register	1	1	0	0.00	0	0.00	0
Cosmos Marine Bureau Inc	3	2	0	0.00	0	0.00	0
CR Classification Society	4	2	0	0.00	0	0.00	0
Croatian Register of Shipping	3	2	0	0.00	0	0.00	0
Danforth Marinesurvey & Certification Services	1	1	0	0.00	0	0.00	0
DNV GL AS	970	427	34	3.50	3	0.30	5
Dromon Bureau of Shipping	8	7	0	0.00	0	0.00	0
Indian Register of Shipping	26	21	5	19.23	1	3.85	16
Intermaritime Certification Services, S.A.	4	3	1	25.00	0	0.00	0
International Naval Surveys Bureau	4	4	1	25.00	1	25.00	10
International Register of Shipping	11	11	1	9.09	0	0.00	0
International Ship Classification	2	2	1	50.00	0	0.00	0
Intertek Maritime Bureau	2	2	2	100.00	0	0.00	0
Iranian Classification Society	3	2	0	0.00	0	0.00	0
Isthmus Bureau of Shipping, S.A	5	5	3	60.00	0	0.00	0
Isthmus Maritime Classification Society S.A.	1	1	0	0.00	0	0.00	0
Korea Classification Society	1	1	0	0.00	0	0.00	0
KOREAN REGISTER**	315	140	9	2.86	0	0.00	0
Lloyd's Register	799	367	21	2.63	2	0.25	2
Maritime Bureau of Shipping	2	2	1	50.00	0	0.00	0
National Shipping Adjusters Inc.	4	4	2	50.00	0	0.00	0
New United International Marine Services Ltd	1	1	1	100.00	0	0.00	0
Nippon Kaiji Kyokai	1744	844	72	4.13	3	0.17	3
No Class	7	5	2	28.57	0	0.00	0
Other *	9	9	4	44.44	2	22.22	15
Overseas Marine Certification Services, Inc.	7	6	1	14.29	0	0.00	0
Panama Bureau of Shipping	1	1	0	0.00	0	0.00	0
Panama Shipping Registrar Inc	1	0	0	0.00	0	0.00	0
Phoenix Register of Shipping S.A.	3	3	1	33.33	0	0.00	0
Polski Rejestr Statkow	12	9	1	8.33	0	0.00	0
Russian Maritime Register of Shipping	119	110	0	0.00	0	0.00	0
RINA Services S.p.A.	219	109	7	3.20	0	0.00	0
Sing-Lloyd	2	2	2	100.00	1	50.00	1
Veritas Register of Shipping	4	4	2	50.00	0	0.00	0
Viet Nam Register	41	39	5	12.20	0	0.00	0

\*Inspection classed with, Thai Government (TG), Worldwide Register of Shipping, Maritime Classification of Shipping, Veritas register of shipping, Guardian Bureau of Shipping, Bureau Aremad, PCB, are included in this RO.

\*\*RO Korean Register of Shipping changed to KOREAN REGISTER from March 2020.

**Note:** RO responsible statistics with respect to detentions and deficiencies are calculated on the basis of the RO which undertook the last survey and endorsed the statutory certificates.

**Comparison of Inspections and Deficiencies per Ship Type**

**TABLE 5**

Type of Ship	Number of Inspections				Number of Inspection with Deficiencies				3 - year average percentage
	Year				Year				
	2017	2018	2019	Total	2017	2018	2019	Total	
Bulk Carrier	2688	2657	2925	8270	1514	1346	1382	4242	51.29
Chemical Tanker	506	496	524	1526	233	227	233	693	45.41
Combination Carrier	10	0	0	10	8	0	0	8	80.00
Commercial yacht	1	0	0	1	1	0	0	1	100.00
Container Ship	652	728	762	2142	309	346	388	1043	48.69
Gas Carrier	131	129	135	395	57	53	44	154	38.99
General Cargo / Multipurpose Ship	551	493	546	1590	363	325	371	1059	66.60
Heavy Load Carrier	23	41	47	111	12	17	20	49	44.14
High Speed Passenger Craft	1	0	0	1	1	0	0	1	100.00
Livestock Carrier	61	88	68	217	34	56	38	128	58.99
MODU & FPSO	2	0	0	2	1	0	0	1	50.00
NLS Tanker*	28	25	30	83	17	14	18	49	59.04
Offshore Service Vessel	67	73	23	163	41	44	11	96	58.90
Oil Tanker	423	407	369	1199	205	184	133	522	43.54
Other Types of Ship	43	33	32	108	28	24	17	69	63.89
Passenger Ship	56	69	73	198	22	23	29	74	37.37
Refrigerated Cargo Vessel	26	31	17	74	5	17	8	30	40.54
Ro-Ro Cargo Ship	25	39	38	102	14	25	20	59	57.84
Ro-Ro Passenger Ship	5	12	6	23	5	7	3	15	65.22
Special Purpose Ship	12	19	13	44	5	7	3	15	34.09
Tugboat	37	35	27	99	29	19	12	60	60.61
Vehicle Carrier	252	254	240	746	70	86	82	238	31.90
Woodchip Carrier	74	68	68	210	43	36	40	119	56.67
<b>Total</b>	<b>5674</b>	<b>5697</b>	<b>5943</b>	<b>17314</b>	<b>3017</b>	<b>2856</b>	<b>2852</b>	<b>8725</b>	<b>50.39</b>

\* Earlier known to be Tanker not otherwise specified.

**Comparison of Inspections and Detentions per Ship Type**

**TABLE 6**

Type of Ship	Number of Inspections				Number of Detentions				3 - year average percentage
	Year				Year				
	2017	2018	2019	Total	2017	2018	2019	Total	
Bulk Carrier	2688	2657	2925	8270	131	110	122	363	4.39
Chemical Tanker	506	496	524	1526	18	9	15	42	2.75
Combination Carrier	10	0	0	10	0	0	0	0	0.00
Commercial yacht	1	0	0	1	0	0	0	0	0.00
Container Ship	652	728	762	2142	25	25	28	78	3.64
Gas Carrier	131	129	135	395	2	1	1	4	1.01
General Cargo / Multipurpose Ship	551	493	546	1590	33	42	34	109	6.86
Heavy Load Carrier	23	41	47	111	0	5	4	9	8.11
High Speed Passenger Craft	1	0	0	1	0	0	0	0	0.00
Livestock Carrier	61	88	68	217	5	4	2	11	5.07
MODU & FPSO	2	0	0	2	0	0	0	0	0.00
NLS Tanker*	28	25	30	83	1	2	1	4	4.82
Oil Tanker	423	407	369	1199	27	16	12	55	4.59
Offshore service Vessel	67	73	23	163	19	16	4	39	23.93
Other Types of Ship	43	33	32	108	3	5	1	9	8.33
Passenger Ship	56	69	73	198	0	2	0	2	1.01
Refrigerated Cargo Vessel	26	31	17	74	1	1	0	2	2.70
Ro-Ro Cargo Ship	25	39	38	102	1	2	1	4	3.92
Ro-Ro Passenger Ship	5	12	6	23	0	0	0	0	0.00
Special Purpose Ship	12	19	13	44	1	0	0	1	2.27
Tugboat	37	35	27	99	9	2	1	12	12.12
Vehicle Carrier	252	254	240	746	3	6	5	14	1.88
Woodchip Carrier	74	68	68	210	2	4	1	7	3.33
<b>Total</b>	<b>5674</b>	<b>5697</b>	<b>5943</b>	<b>17314</b>	<b>281</b>	<b>252</b>	<b>232</b>	<b>765</b>	<b>4.42</b>

\* Earlier known to be Tanker not otherwise specified.

**Comparison of Inspections and Detentions per Flag**

**TABLE 7**

Flag	Number of Inspections				Number of Detentions				3 - year average percentage
	Year				Year				
	2017	2018	2019	Total	2017	2018	2019	Total	
Antigua and Barbuda	86	88	83	257	1	5	5	11	4.28
Albania	1	0	0	1	1	0	0	1	100.00
Azerbaijan	9	0	1	10	1	0	0	1	10.00
Bahamas	187	178	182	547	9	4	3	16	2.93
Bangladesh	8	9	5	22	1	0	0	1	4.55
Barbados	9	15	9	33	1	2	0	3	9.09
Belgium	8	10	10	28	0	0	0	0	0.00
Belize	13	13	15	41	4	0	0	4	9.76
Bermuda (UK)	17	13	19	49	1	0	0	1	2.04
Brunei Darussalam	1	1	0	2	0	0	0	0	0.00
Cameroon	0	0	1	1	0	0	1	1	100.00
Canada	0	1	0	1	0	0	0	0	0.00
Cayman Islands (UK)	50	42	38	130	0	0	3	3	2.31
Chile	0	1	0	1	0	1	0	1	100.00
China	89	74	91	254	1	0	2	3	1.18
Comoros	6	7	13	26	0	2	3	5	19.23
Cook Islands	10	10	14	34	1	1	2	4	11.76
Croatia	7	5	1	13	0	1	0	1	7.69
Curacao (NL)*	0	3	1	4	0	0	0	0	0.00
Cyprus	132	125	140	397	6	5	7	18	4.53
Denmark	37	33	51	121	4	0	2	6	4.96
Dominica	1	0	1	2	0	0	0	0	0.00
Egypt	2	1	1	4	0	1	0	1	25.00
Ethiopia	5	1	1	7	1	0	0	1	14.29
Faroe Islands	0	0	1	1	0	0	0	0	0.00
Fiji	4	2	0	6	3	0	0	3	50.00
France	9	5	10	24	0	0	0	0	0.00
Germany	17	9	6	32	1	0	0	1	3.13
Gibraltar (UK)	11	11	8	30	0	0	0	0	0.00
Greece	69	88	82	239	2	2	5	9	3.77
Hong Kong, China	527	536	599	1662	16	22	16	54	3.25
India	23	33	16	72	1	3	1	5	6.94
Indonesia	3	14	7	24	1	2	0	3	12.50
Iran	12	18	10	40	1	2	0	3	7.50
Isle of Man (UK)	59	69	62	190	1	2	3	6	3.16
Italy	34	43	43	120	1	3	1	5	4.17
Jamaica	0	0	2	2	0	0	1	1	50.00

\* Flag Netherlands Antilles changed to Curacao with effect from 10.10.2010.



**Comparison of Inspections and Detentions per Flag**

TABLE 7 (cont.)

Flag	Number of Inspections				Number of Detentions				3 - year average percentage
	Year				Year				
	2017	2018	2019	Total	2017	2018	2019	Total	
Japan	68	64	62	194	1	4	2	7	3.61
Jordan	0	2	2	4	0	0	0	0	0.00
Kazakhstan	1	0	1	2	0	0	0	0	0.00
Kiribati	1	4	0	5	0	1	0	1	20.00
Korea, Republic of	65	53	65	183	2	2	0	4	2.19
Kuwait	8	10	9	27	0	0	0	0	0.00
Lebanon	0	1	1	2	0	0	0	0	0.00
Liberia	618	680	738	2036	20	41	31	92	4.52
Libya	0	2	2	4	0	0	0	0	0.00
Lithuania	0	1	0	1	0	0	0	0	0.00
Luxembourg	8	8	21	37	0	0	1	1	2.70
Malaysia	10	14	19	43	0	0	1	1	2.33
Maldives	1	0	2	3	0	0	1	1	33.33
Malta	342	308	349	999	18	6	11	35	3.50
Marshall Islands	635	708	737	2080	19	17	16	52	2.50
Mauritius	1	2	2	5	0	0	0	0	0.00
Moldova	0	2	3	5	0	0	2	2	40.00
Mongolia	3	1	1	5	0	0	0	0	0.00
Montenegro	0	1	1	2	0	0	1	1	50.00
Myanmar	0	7	6	13	0	0	0	0	0.00
Namibia	0	1	0	1	0	0	0	0	0.00
Nauru	0	1	0	1	0	0	0	0	0.00
Niue	0	1	2	3	0	0	0	0	0.00
Netherlands	26	33	36	95	1	1	2	4	4.21
New Zealand	3	3	2	8	0	0	0	0	0.00
Norway	78	73	88	239	0	3	2	5	2.09
Pakistan	2	0	2	4	1	0	0	1	25.00
Palau	21	22	11	54	5	7	0	12	22.22
Panama	1311	1240	1270	3821	91	59	70	220	5.76
Papua New Guinea	7	4	0	11	1	0	0	1	9.09
Philippines	30	34	19	83	2	4	1	7	8.43
Portugal	49	69	71	189	1	5	3	9	4.76
Qatar	6	12	4	22	0	0	0	0	0.00
Russian Federation	107	45	116	268	1	5	0	6	2.24
Saint Kitts and Nevis	10	8	12	30	0	1	2	3	10.00
Saint Vincent and the Grenadines	26	25	14	65	0	4	1	5	7.69
Sao Tome and Principe	0	0	1	1	0	0	0	0	0.00
Saudi Arabia	5	19	12	36	1	0	0	1	2.78
Seychelles	0	1	0	1	0	0	0	0	0.00
Sierra Leone	3	11	7	21	1	0	0	1	4.76

Comparison of Inspections and Detentions per Flag

TABLE 7 (cont.)

Flag	Number of Inspections				Number of Detention				3 - year average percentage
	Year				Year				
	2017	2018	2019	Total	2017	2018	2019	Total	
Singapore	531	497	526	1554	18	9	13	40	2.57
South Africa	0	0	1	1	0	0	0	0	0.00
Spain	0	2	3	5	0	0	0	0	0.00
Sri Lanka	2	0	4	6	1	0	0	1	16.67
Sweden	11	8	7	26	0	0	0	0	0.00
Switzerland	14	10	7	31	1	0	1	2	6.45
Taiwan, China	7	4	9	20	1	0	1	2	10.00
Tanzania	29	28	16	73	18	6	5	29	39.73
Thailand	21	36	20	77	2	2	0	4	5.19
Togo	22	31	10	63	6	6	2	14	22.22
Turkey	18	19	10	47	1	0	0	1	2.13
Turkmenistan	5	0	0	5	0	0	0	0	0.00
Tuvalu	21	23	24	68	2	1	1	4	5.88
United Arab Emirates (UAE)	6	9	2	17	1	3	0	4	23.53
United Kingdom	39	34	27	100	2	1	1	4	4.00
United States	13	10	15	38	0	0	0	0	0.00
Vanuatu	8	10	6	24	0	1	1	2	8.33
Viet Nam	36	48	45	129	4	5	5	14	10.85
<b>Total</b>	<b>5674</b>	<b>5697</b>	<b>5943</b>	<b>17314</b>	<b>281</b>	<b>252</b>	<b>232</b>	<b>765</b>	

**Comparison of Deficiencies by Categories**

**TABLE 8**

Code	Nature of Deficiencies	Number of Deficiencies		
		Year		
		2017	2018	2019
011	Certificate & Documentation - Ship Certificates	440	464	256
012	Certificate & Documentation - Crew Certificates	212	148	134
013	Certificate & Documentation – Documents	610	586	507
021	Structural Conditions	504	465	483
031	Water/Weathertight conditions	864	778	743
041	Emergency Systems	713	660	661
051	Radio Communications	408	333	268
061	Cargo operations including equipment	193	171	157
071	Fire safety	1685	1427	1526
081	Alarms	102	155	125
091	Living Conditions	143	195	172
092	Working Conditions	661	895	712
101	Safety of Navigation	2013	1622	1413
111	Life saving appliances	1259	1025	1103
121	Dangerous goods	4	10	16
131	Propulsion and auxiliary machinery	732	699	590
141	Pollution prevention - MARPOL Annex I	255	299	288
142	Pollution prevention - MARPOL Annex II	1	4	0
143	Pollution prevention - MARPOL Annex III	2	1	1
144	Pollution prevention - MARPOL Annex IV	245	201	173
145	Pollution prevention - MARPOL Annex V	157	197	163
146	Pollution prevention - MARPOL Annex VI	81	121	43
147	Pollution prevention - Anti Fouling	2	0	3
148	Pollution Prevention - Ballast Water	4	9	9
151	ISM	432	323	345
161	ISPS	50	75	92
181	Minimum requirements for seafarers	25	30	8
182	Labour Conditions - Conditions of employment	166	157	136
183	Accommodation recreational facilities F and C	296	228	192
184	Health protection, medical care, social security	617	400	486
991	Other	223	169	155
	<b>Total</b>	<b>13099</b>	<b>11847</b>	<b>10960</b>

Comparison of Inspections and Deficiencies per Recognized Organization

TABLE 9

Recognized Organization	Number of Inspections				Number of Inspections with Deficiencies				3 - year average percentage
	Year				Year				
	2017	2018	2019	Total	2017	2018	2019	Total	
American Bureau of Shipping	565	589	669	1823	269	262	234	765	41.96
American Register of Shipping	1	1	0	2	0	0	0	0	0.00
Asia Classification Society	0	3	5	8	0	3	5	8	100.00
Biro Klasifikasi Indonesia	0	3	1	4	0	3	1	4	100.00
Bulgarski Koraben Registar	1	0	2	3	1	0	2	3	100.00
Bureau Veritas	646	621	585	1852	372	327	318	1017	54.91
China Classification Society	285	294	342	921	144	116	143	403	43.76
CR Classification Society	2	0	4	6	1	0	2	3	50.00
Columbus American Register	4	6	1	11	4	5	1	10	90.91
Croatian Register of Shipping	6	5	3	14	3	4	2	9	64.29
Cosmos Marine Bureau Inc	1	3	3	7	0	2	2	4	57.14
Danforth Marinesurvey & Certification Services	0	0	1	1	0	0	1	1	100.00
DNV GL AS	931	991	970	2892	425	422	427	1274	44.05
Dromon Bureau of Shipping	8	18	8	34	6	17	7	30	88.24
Global Marine Bureau Inc.	0	3	0	3	0	2	0	2	66.67
Guardian Bureau of Shipping	1	4	0	5	1	4	0	5	100.00
Indian Register of Shipping	30	43	26	99	22	30	21	73	73.74
Intermaritime Certification Services S.A.	0	2	4	6	0	2	3	5	83.33
International Naval Surveys Bureau	6	8	4	18	6	8	4	18	100.00
International Register of Shipping	12	20	11	43	11	19	11	41	95.35
International Ship Classification	0	2	2	4	0	2	2	4	100.00
Intertek Maritime Bureau	0	0	2	2	0	0	2	2	100.00
Iranian Classification Society	1	4	3	8	1	3	2	6	75.00
Isthmus Bureau of Shipping ,S.A	3	3	5	11	3	3	5	11	100.00
Isthmus Maritime Classification Society S.A.	0	1	1	2	0	1	1	2	100.00
Korea Classification Society	1	2	1	4	1	1	1	3	75.00
Korea Ship Safety Technology Authority	1	1	0	2	1	1	0	2	100.00
KOREAN REGISTER*	285	282	315	882	152	149	140	441	50.00
Lloyd s Register	706	755	799	2260	341	364	367	1072	47.43
Macosnar Corporation	2	3	0	5	2	3	0	5	100.00
Maritime Bureau of Shipping	1	3	2	6	1	3	2	6	100.00

\* RO Korean Register of Shipping changed to KOREAN REGISTER from March 2020.



Comparison of Inspections and Deficiencies per Recognized Organization

TABLE 9 (cont.)

Recognized Organization	Number of Inspections				Number of Inspections with Deficiencies				3 - year average percentage
	Year				Year				
	2017	2018	2019	Total	2017	2018	2019	Total	
Maritime Lloyd Ltd., Georgia	0	1	0	1	0	1	0	1	100.00
National Shipping Adjusters Inc	7	4	4	15	4	3	4	11	73.33
New United International Marine Services Ltd.	1	0	1	2	1	0	1	2	100.00
Nippon Kaiji Kyokai	1782	1684	1744	5210	961	863	844	2668	51.21
Novel Classification Society S.A.	1	0	0	1	1	0	0	1	100.00
No Class	21	8	7	36	14	8	5	27	75.00
Overseas Marine Certification Service , Inc.	5	2	7	14	4	2	6	12	85.71
Panama Bureau of Shipping	0	0	1	1	0	0	1	1	100.00
Panama Marine Survey and Certification Services Inc.	1	0	0	1	1	0	0	1	100.00
Panama Maritime Documentation Services	2	1	0	3	2	1	0	3	100.00
Panama Shipping Register Inc	3	1	1	5	3	1	0	4	80.00
Phoenix Register of Shipping S. A.	2	2	3	7	2	2	3	7	100.00
Polski Rejestr Statkow	15	12	12	39	12	7	9	28	71.79
Russian Maritime Register of Shipping	128	58	119	305	105	49	110	264	86.56
Russian River Register	0	1	0	1	0	1	0	1	100.00
RINA Services S.p.A.	149	186	219	554	86	99	109	294	53.07
Sing Class International Pte Ltd.	1	1	0	2	1	1	0	2	100.00
Sing-Lloyd	0	1	2	3	0	1	2	3	100.00
Veritas Register of Shipping	4	1	4	9	4	1	4	9	100.00
Viet Nam Register	25	33	41	99	23	30	39	92	92.93
Other	28	29	9	66	26	28	9	63	95.45
Withdrawn	0	2	0	2	0	2	0	2	100.00
<b>Total</b>	<b>5674</b>	<b>5697</b>	<b>5943</b>	<b>17314</b>	<b>3017</b>	<b>2856</b>	<b>2852</b>	<b>8725</b>	

Comparison of Inspections and Detentions per Recognized Organization

TABLE 10

Recognized Organization	Number of Inspections				Number of Detentions				3 - year average percentage
	Year				Year				
	2017	2018	2019	Total	2017	2018	2019	Total	
American Bureau of Shipping	565	589	669	1823	26	22	17	65	3.57
American Register of Shipping	1	1	0	2	0	0	0	0	0.00
Asia Classification Society	0	3	5	8	0	0	0	0	0.00
Biro Klasifikasi Indonesia	0	3	1	4	0	1	0	1	25.00
Bulgarski Koraben Register	1	0	2	3	0	0	1	1	33.33
Bureau Veritas	646	621	585	1852	37	33	26	96	5.18
China Classification Society	285	294	342	921	6	5	9	20	2.17
CR Classification Society	2	0	4	6	0	0	0	0	0.00
Columbus American Register	4	6	1	11	0	1	0	1	9.09
Cosmos Marine Bureau Inc	1	3	3	7	0	0	0	0	0.00
Croatian Register of Shipping	6	5	3	14	2	0	0	2	14.29
Danforth Marinesurvey & Certification Services	0	0	1	1	0	0	0	0	0.00
DNV GL AS	931	991	970	2892	30	37	34	101	3.49
Dromon Bureau of Shipping	8	18	8	34	2	1	0	3	8.82
Global Marine Bureau Inc.	0	3	0	3	0	0	0	0	0.00
Guardian Bureau of Shipping	1	4	0	5	0	1	0	1	20.00
Indian Register of Shipping	30	43	26	99	5	4	5	14	14.14
Inter maritime Certification Services S.A.	0	2	4	6	0	0	1	1	16.67
International Register of Shipping	12	20	11	43	3	9	1	13	30.23
International Naval Surveys Bureau	6	8	4	18	2	1	1	4	22.22
International Ship Classification	0	2	2	4	0	1	1	2	50.00
Intertek Maritime Bureau	0	0	2	2	0	0	2	2	100.00
Iranian Classification Society	1	4	3	8	1	2	0	3	37.50
Isthmus Bureau of Shipping ,S.A	3	3	5	11	0	0	3	3	27.27
Isthmus Maritime Classification Society S.A.	0	1	1	2	0	0	0	0	0.00
Korea Classification Society	1	2	1	4	0	0	0	0	0.00
Korea Ship Safety Technology Authority	1	1	0	2	1	0	0	1	50.00
KOREAN REGISTER*	285	282	315	882	9	12	9	30	3.40
Lloyd s Register	706	755	799	2260	28	24	21	73	3.23
Macosnar Corporation	2	3	0	5	1	2	0	3	60.00
Maritime Bureau of Shipping	1	3	2	6	0	0	1	1	16.67

\* RO Korean Register of Shipping changed to KOREAN REGISTER from March 2020.

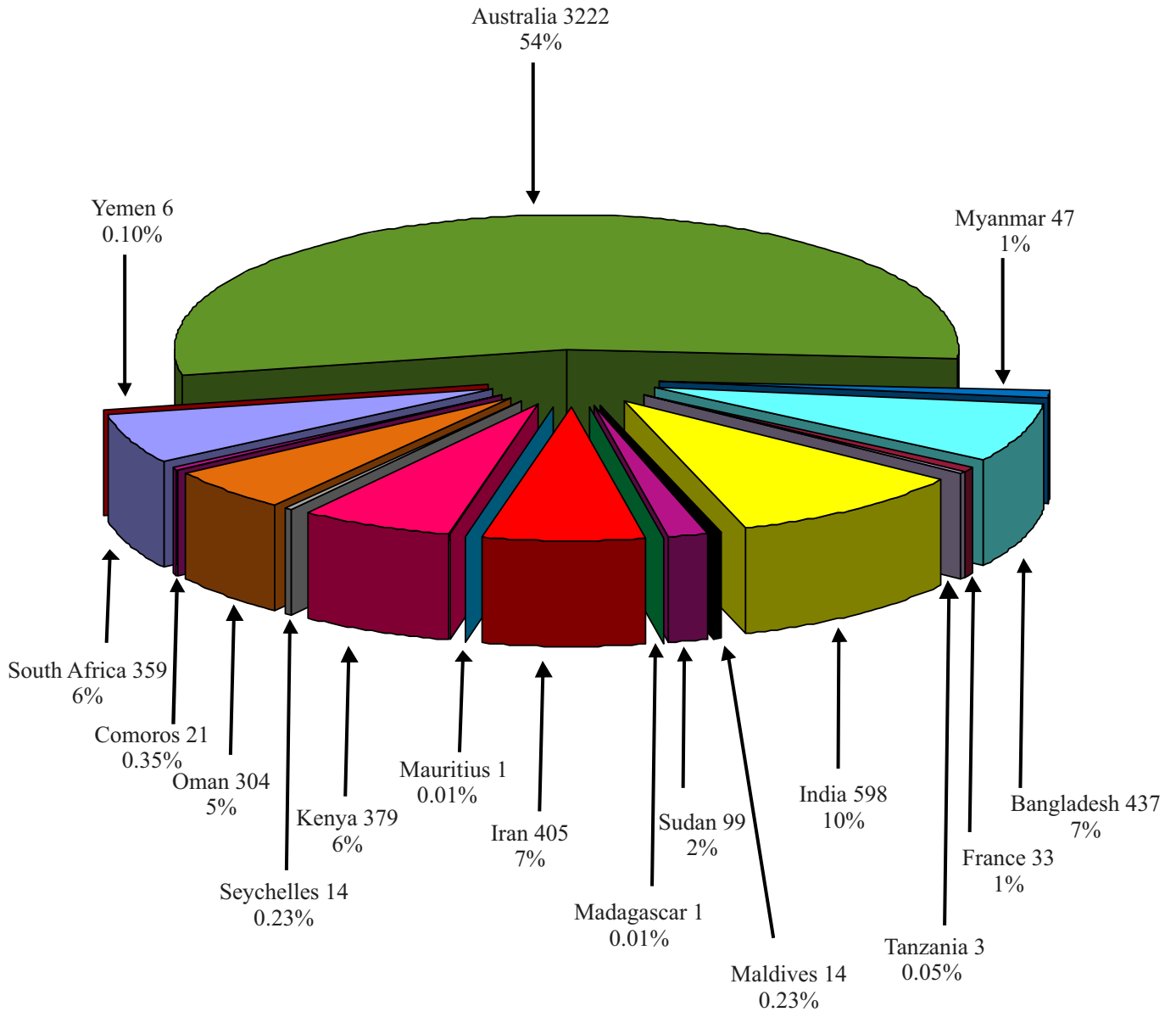
Comparison of Inspections and Detentions per Recognized Organization

TABLE 10 (cont.)

Recognized Organization	Number of Inspections				Number of Detentions				3 - year average percentage
	Year				Year				
	2017	2018	2019	Total	2017	2018	2019	Total	
Maritime Lloyd Ltd., Georgia	0	1	0	1	0	1	0	1	100.00
National Shipping Adjusters Inc	7	4	4	15	3	0	2	5	33.33
New United International Marine Services Ltd.	1	0	1	2	1	0	1	2	100.00
Nippon Kaiji Kyokai	1782	1684	1744	5210	78	64	72	214	4.11
Overseas Marine Certification Service, Inc.	5	2	7	14	2	0	1	3	21.43
Panama Bureau of Shipping	0	0	1	1	0	0	0	0	0.00
Panama Marine Survey and Certification Services Inc.	1	0	0	1	1	0	0	1	100.00
Panama Maritime Documentation Services	2	1	0	3	0	0	0	0	0.00
Panama Shipping Registrar Inc (PSR)	3	1	1	5	0	0	0	0	0.00
Phoenix Register of Shipping S. A.	2	2	3	7	1	0	1	2	28.57
Polski Rejestr Statkow	15	12	12	39	7	1	1	9	23.08
Russian Maritime Register of Shipping	128	58	119	305	1	5	0	6	1.97
Russian River Register	0	1	0	1	0	0	0	0	0.00
RINA Services S.p.A (RINA)	149	186	219	554	8	12	7	27	4.87
Sing Class International Pte Ltd.	1	1	0	2	0	0	0	0	0.00
Sing-Lloyd	0	1	2	3	0	0	2	2	66.67
Veritas Register of Shipping	4	1	4	9	0	1	2	3	33.33
Viet Nam Register	25	33	41	99	3	5	5	13	13.13
No Class	21	8	7	36	5	0	2	7	19.44
Novel Classification Society S.A.	1	0	0	1	0	0	0	0	0.00
Other	28	29	9	66	18	7	4	29	43.94
Withdrawn	0	2	0	2	0	0	0	0	0.00
<b>Total</b>	<b>5674</b>	<b>5697</b>	<b>5943</b>	<b>17314</b>	<b>281</b>	<b>252</b>	<b>232</b>	<b>765</b>	

## Inspection Efforts

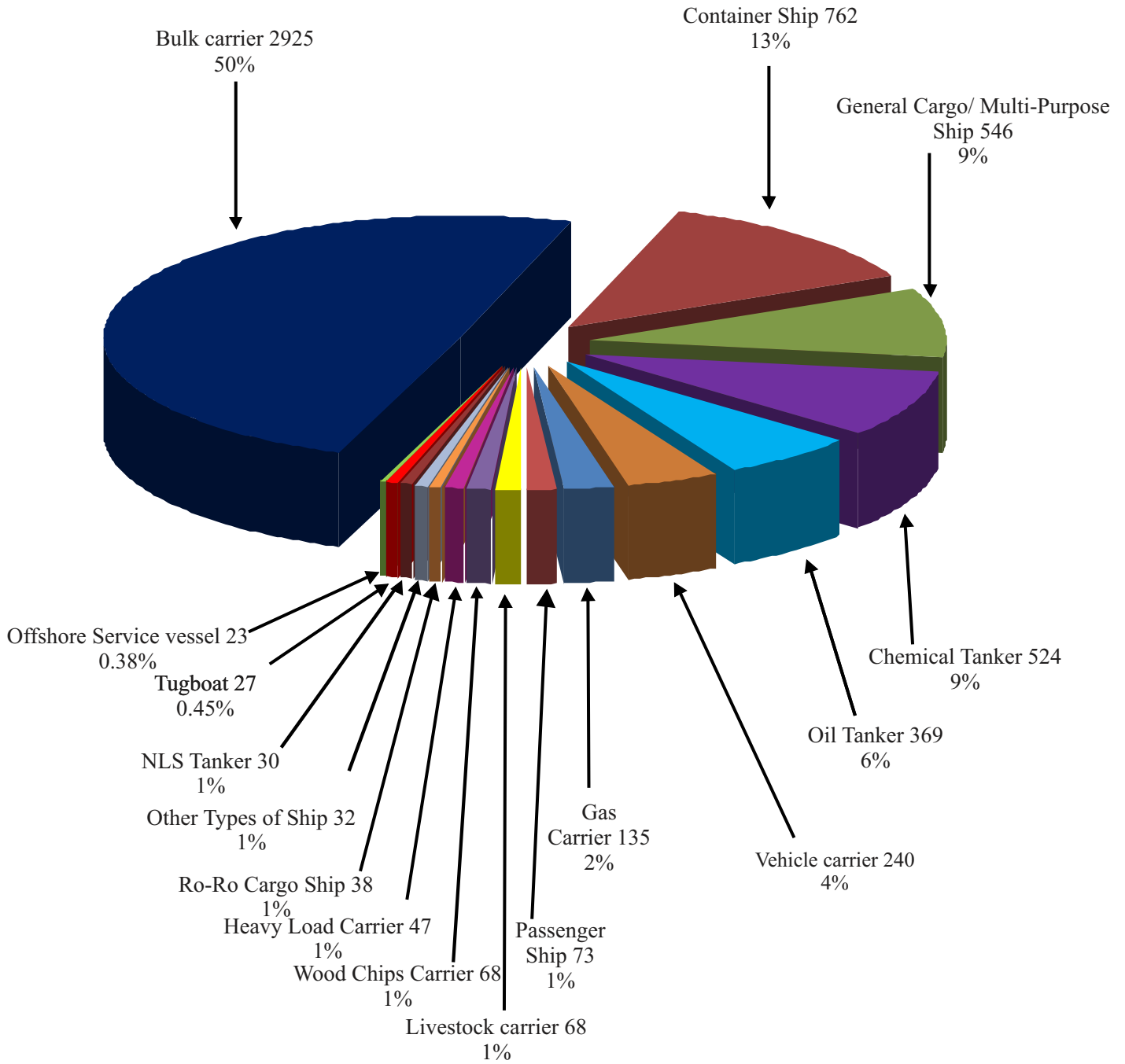
Fig. 1



**TOTAL INSPECTIONS: 5943**

## Types of Ship Inspected

Fig. 2

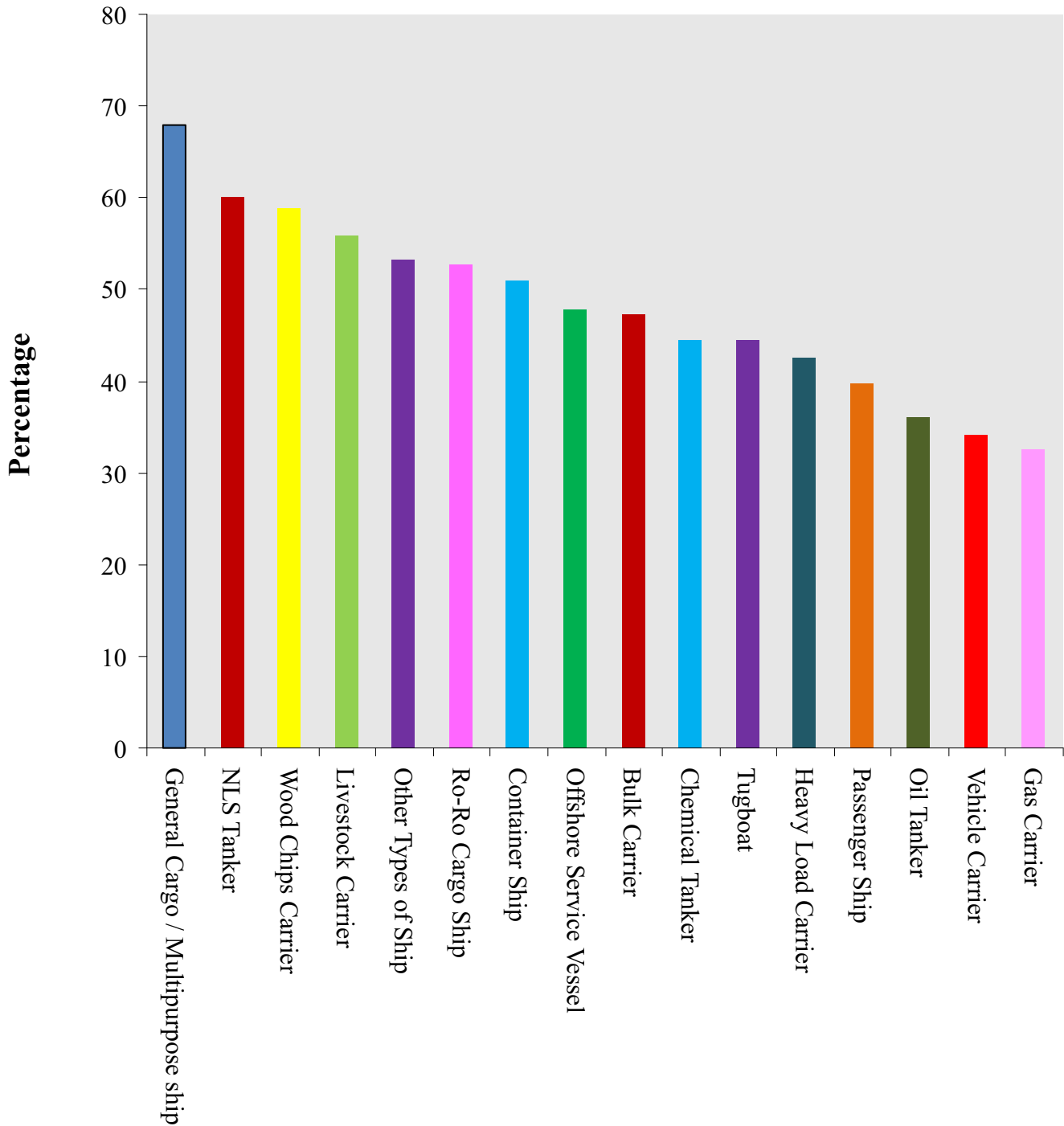


THIS GRAPH DEPICTS 20 INSPECTIONS AND ABOVE/ SHIP TYPE



## Percentage of Ship Type with Deficiencies

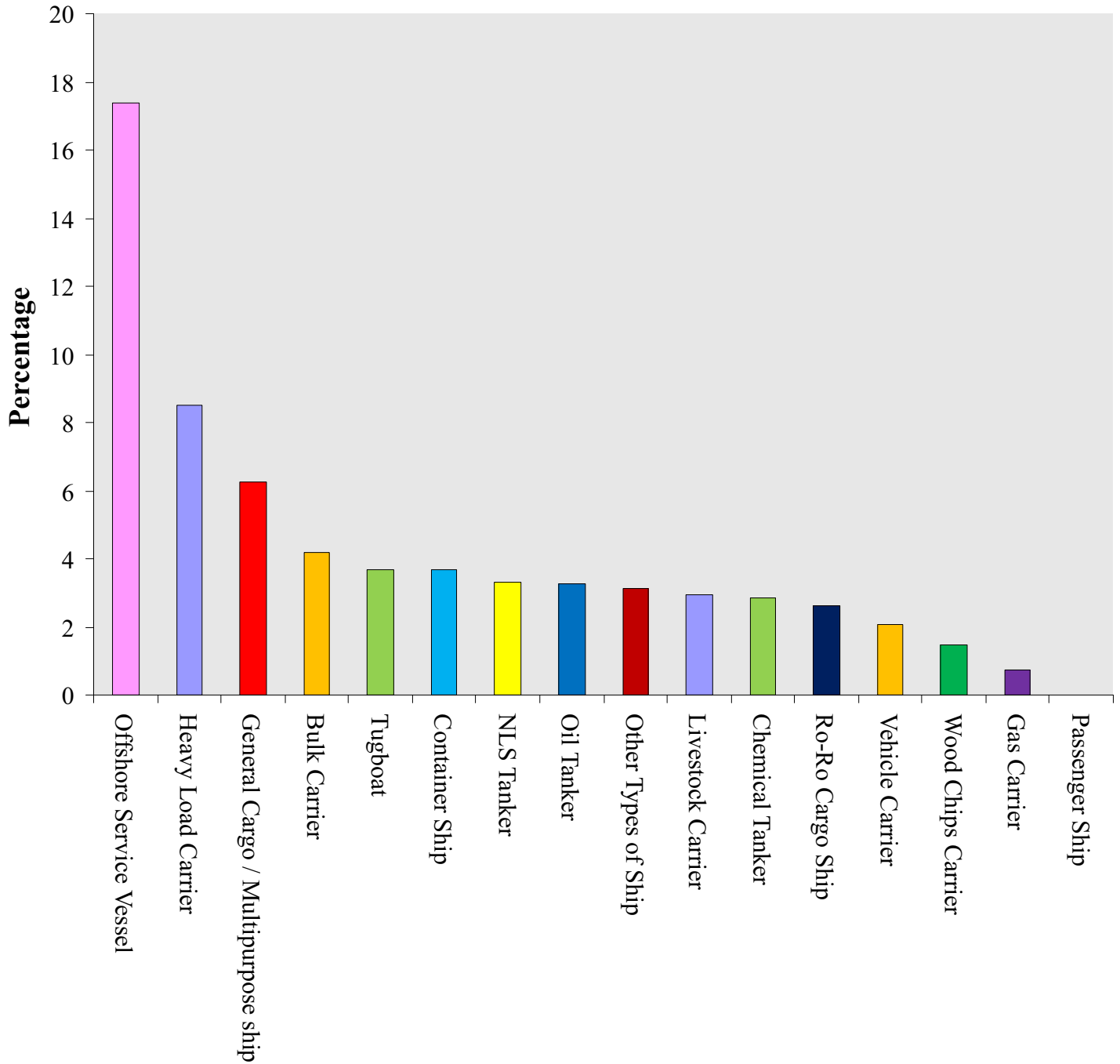
Fig. 3



THIS GRAPH DEPICTS 20 INSPECTIONS AND ABOVE/ SHIP TYPE

## Percentage of Detention per Ship Type

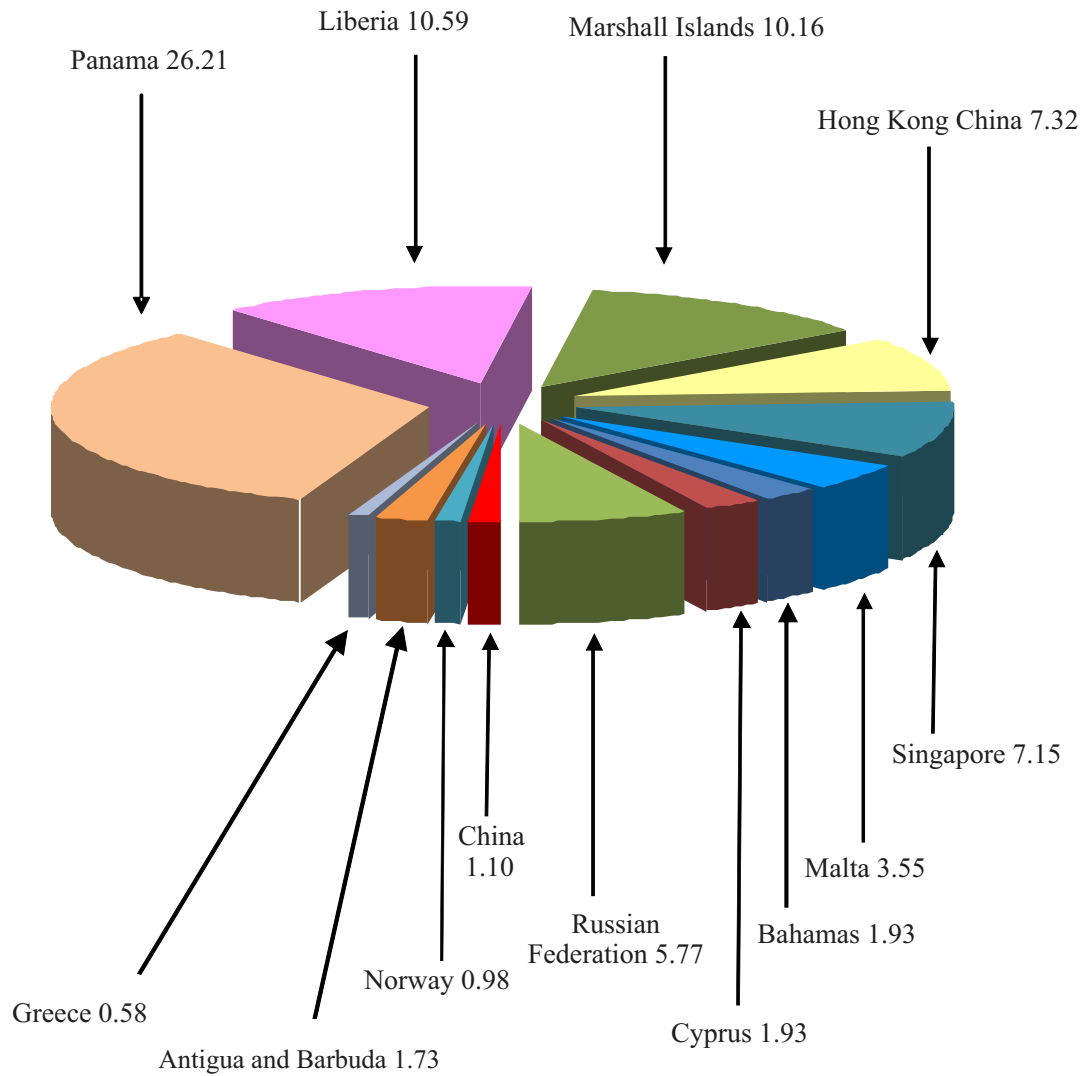
Fig. 4



THIS GRAPH DEPICTS 20 INSPECTIONS AND ABOVE/ SHIP TYPE

## Percentage of Deficiencies per Flag

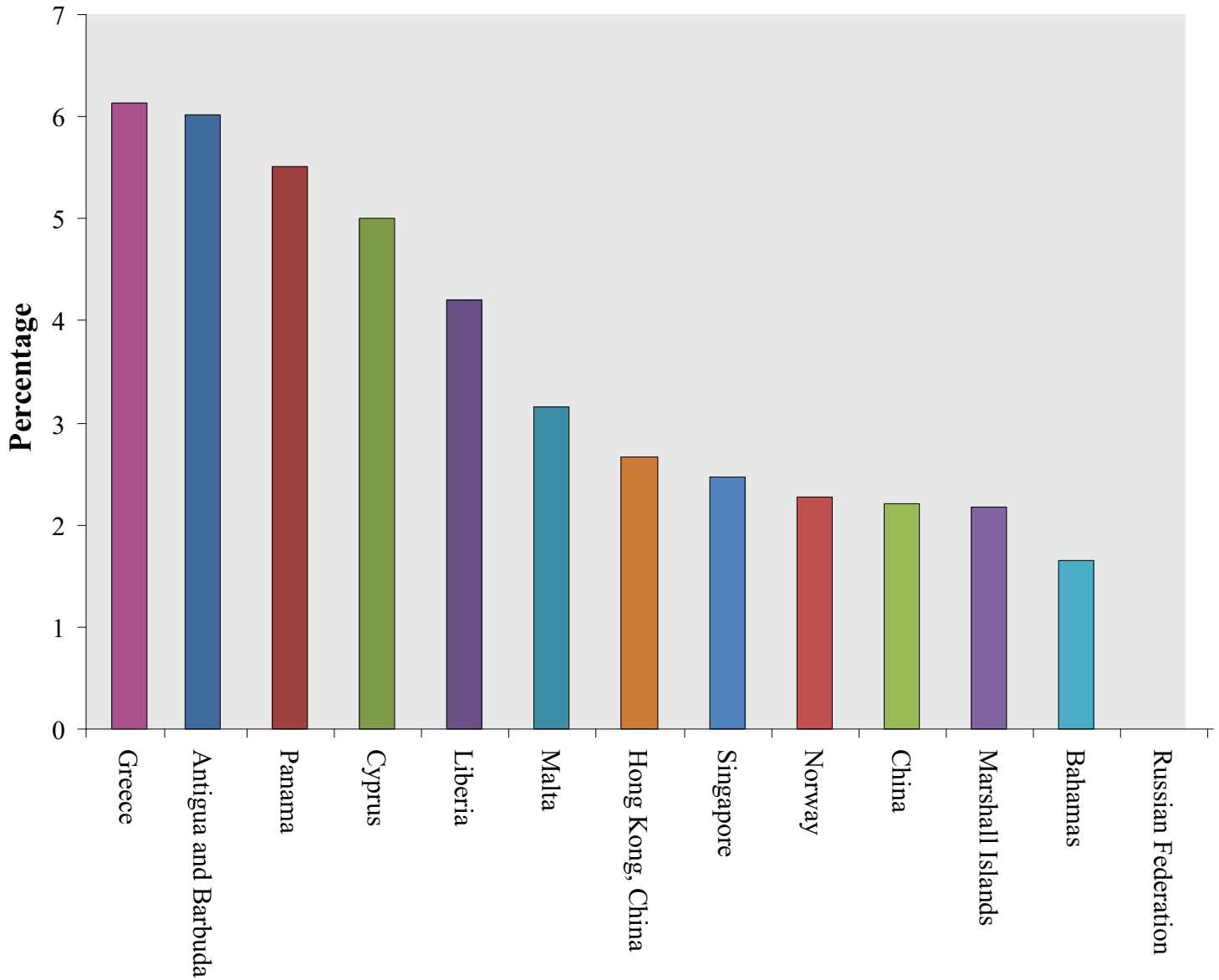
Fig. 5



**THIS GRAPH DEPICTS 75 INSPECTIONS AND ABOVE / FLAG**

## Percentage of Detentions per Flag

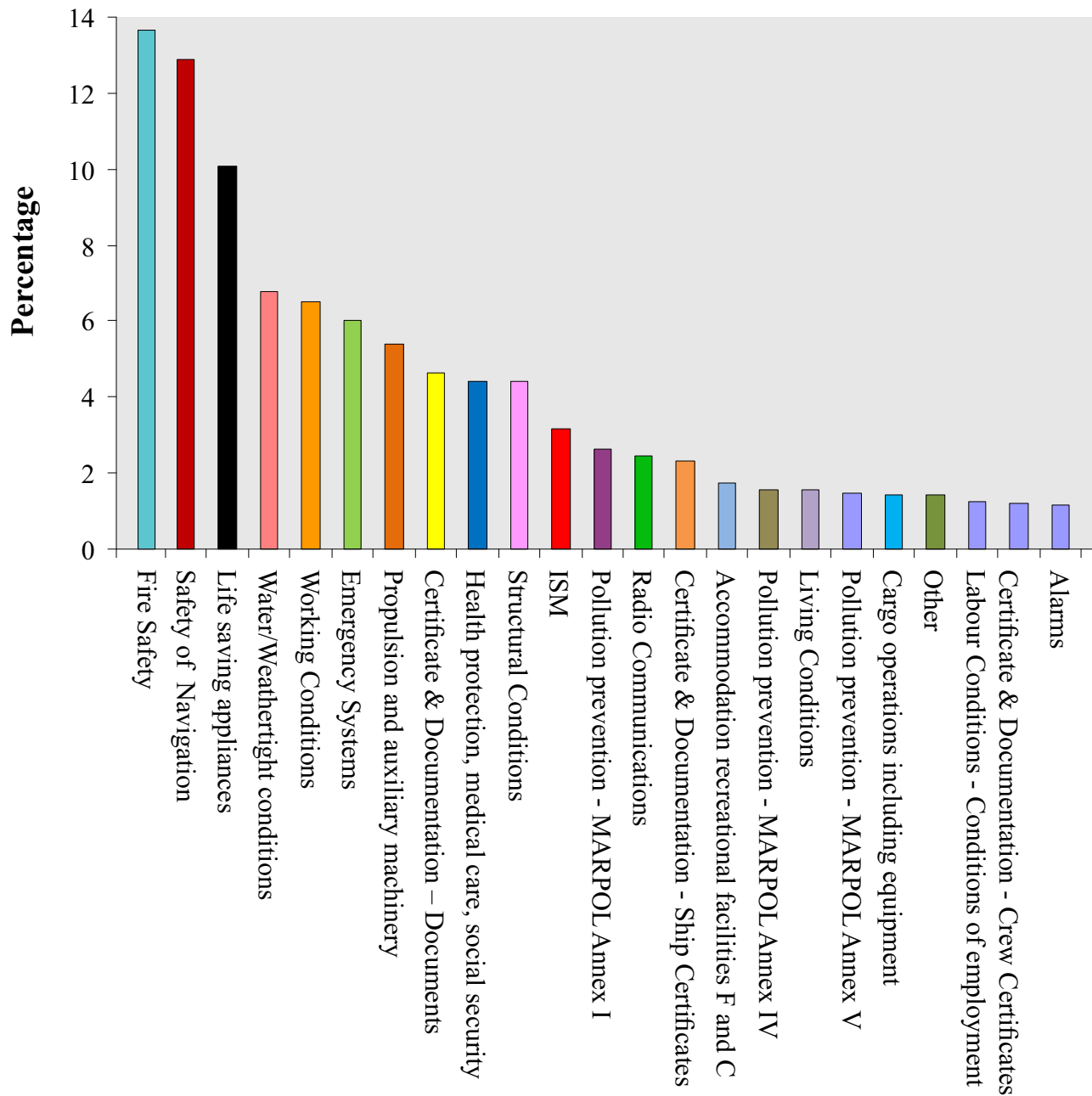
Fig. 6



THIS GRAPH DEPICTS 75 INSPECTIONS AND ABOVE / FLAG

## Deficiency Percentage by Categories

Fig. 7

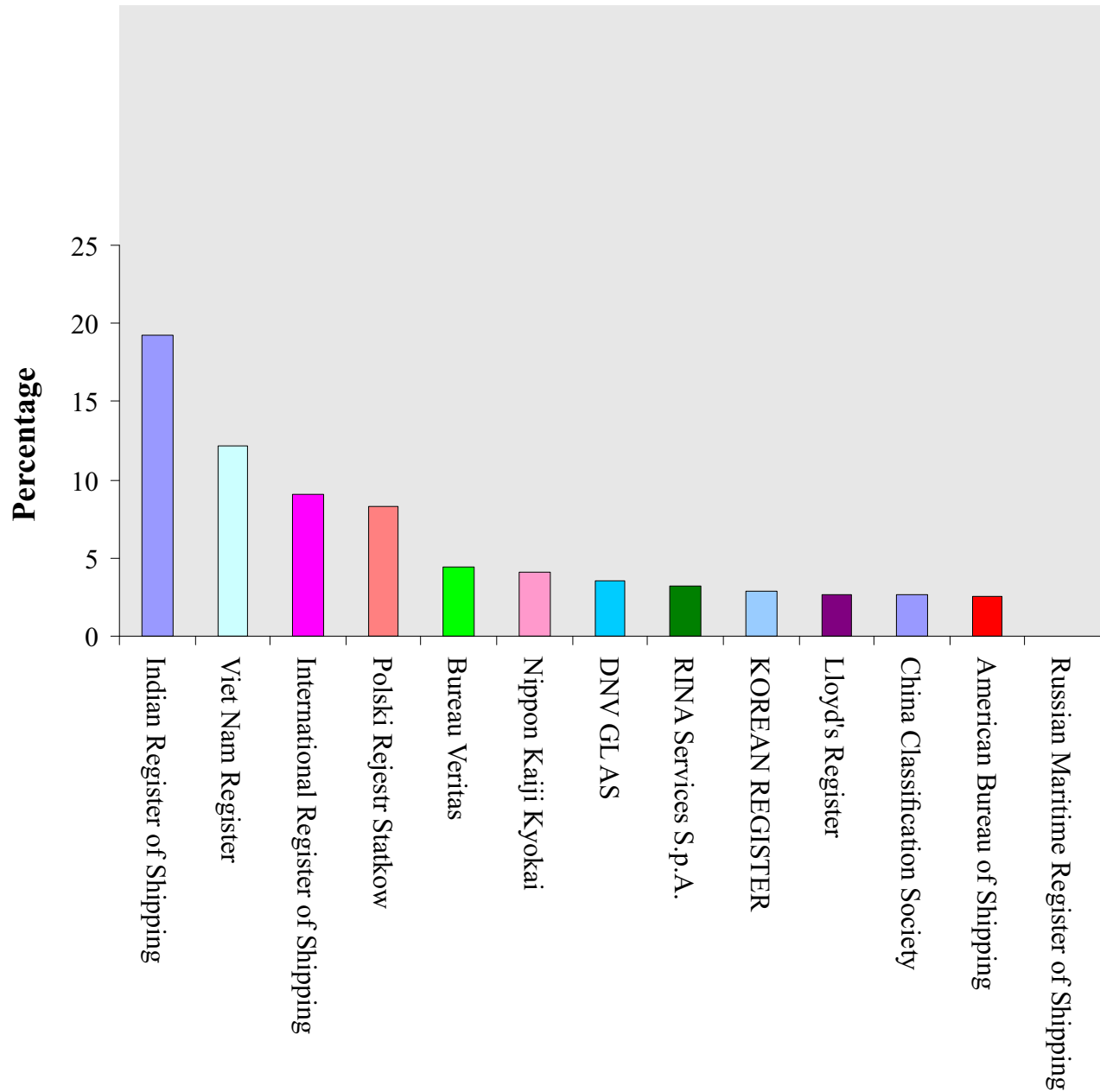


THIS GRAPH DEPICTS DEFICIENCIES PERCENTAGE 1.5 AND ABOVE



## Detention Percentage By Recognized Organization

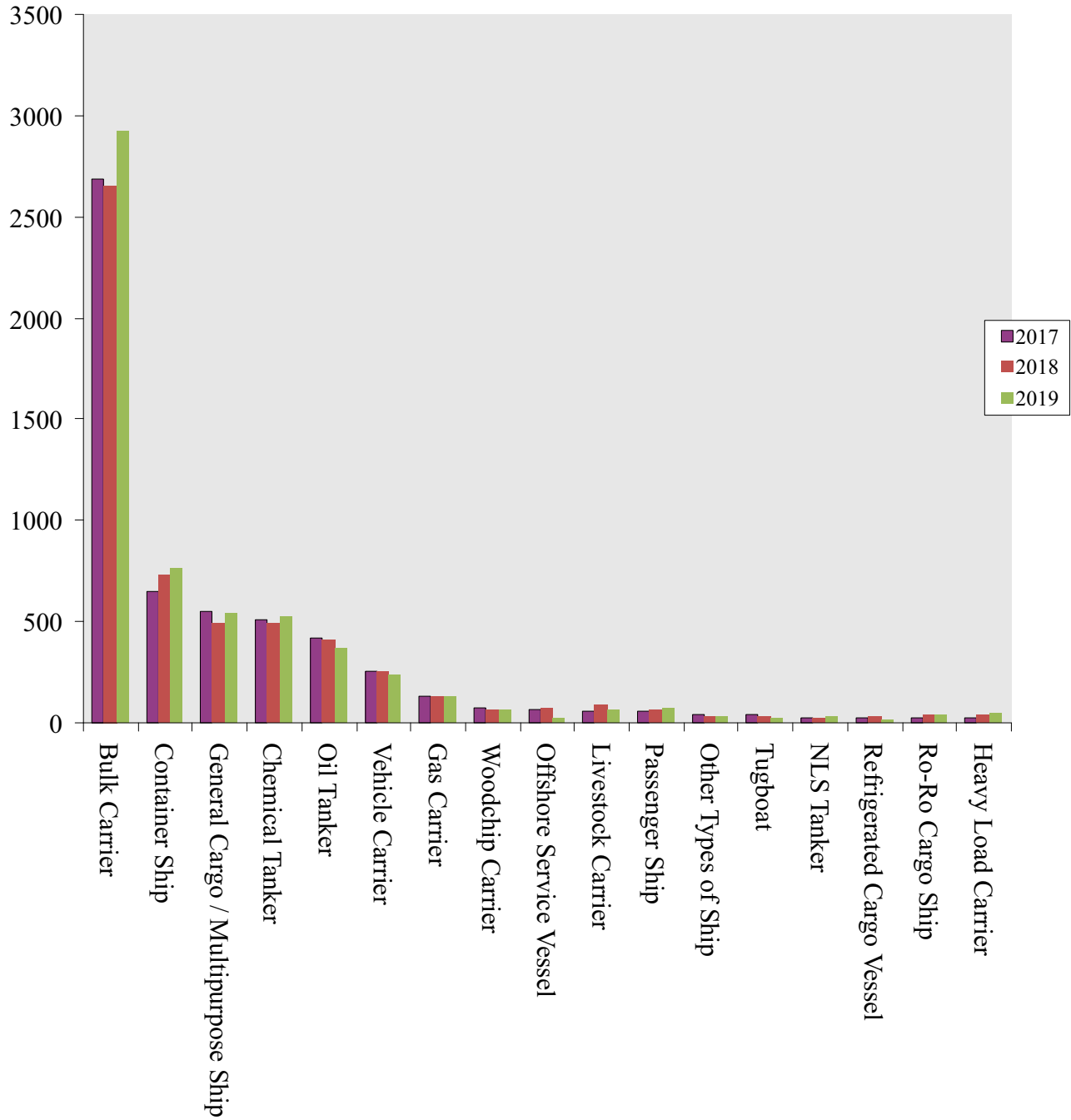
Fig. 8



THIS GRAPH DEPICTS INSPECTIONS OF 10 SHIPS AND ABOVE/RECOGNIZED ORGANIZATION

## Comparison of Inspections per Ship Type

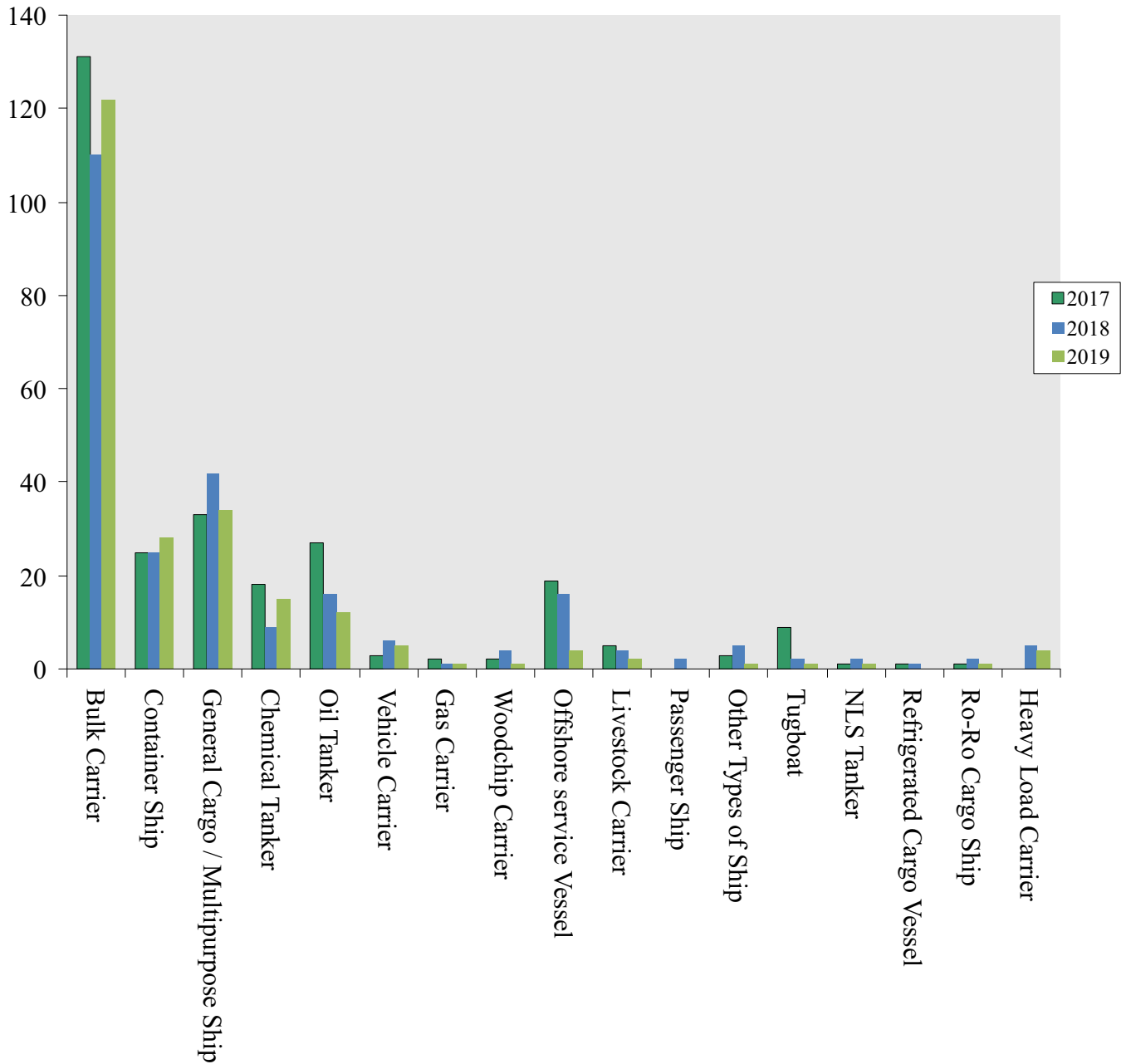
Fig. 9



**THIS GRAPH DEPICTS 30 INSPECTIONS AND ABOVE EITHER FOR 2017, 2018 or 2019 / SHIP TYPE**

## Comparison of Detentions per Ship Type

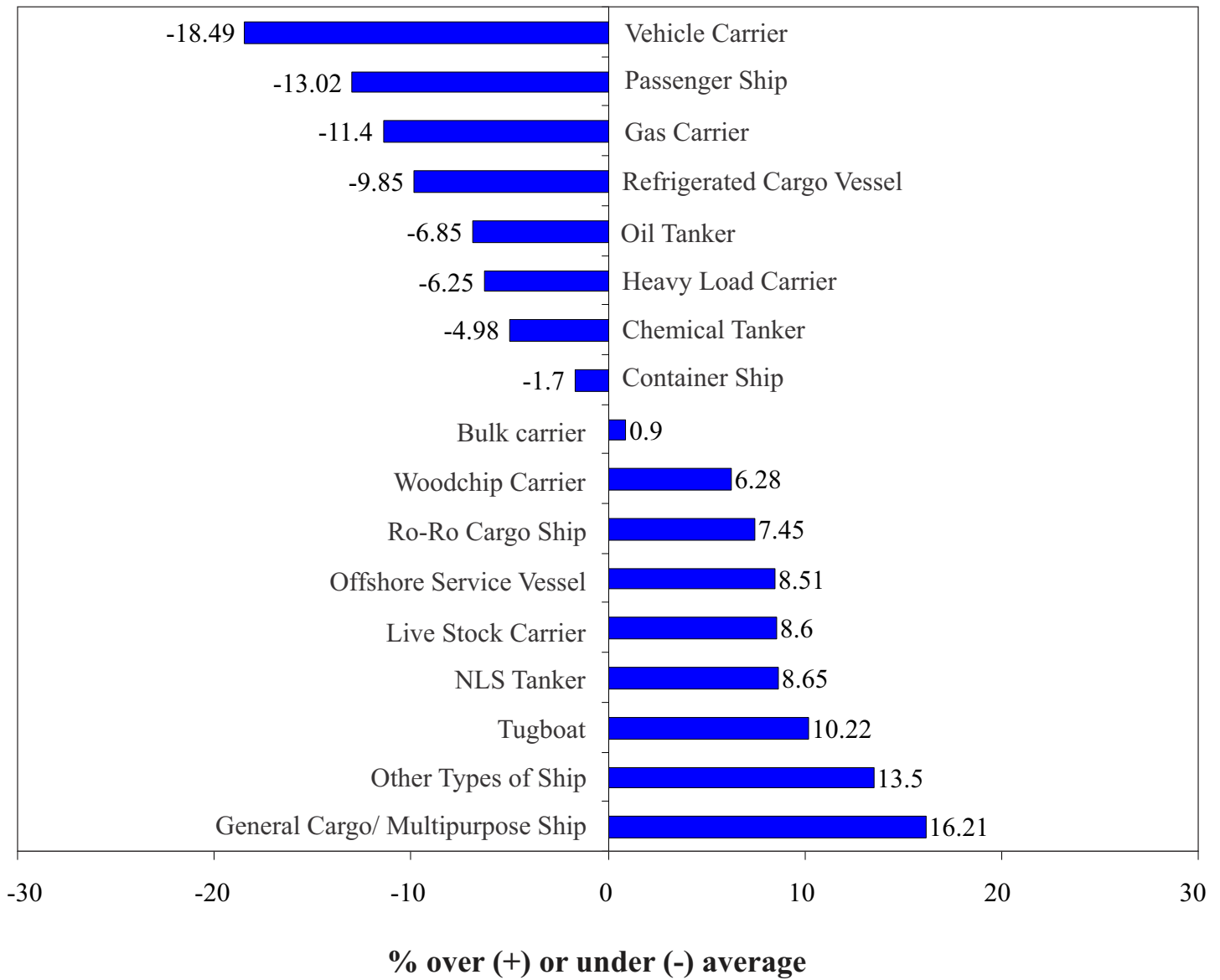
Fig. 10



**THIS GRAPH DEPICTS 30 INSPECTIONS AND ABOVE EITHER FOR 2017, 2018 or 2019 / SHIP TYPE**

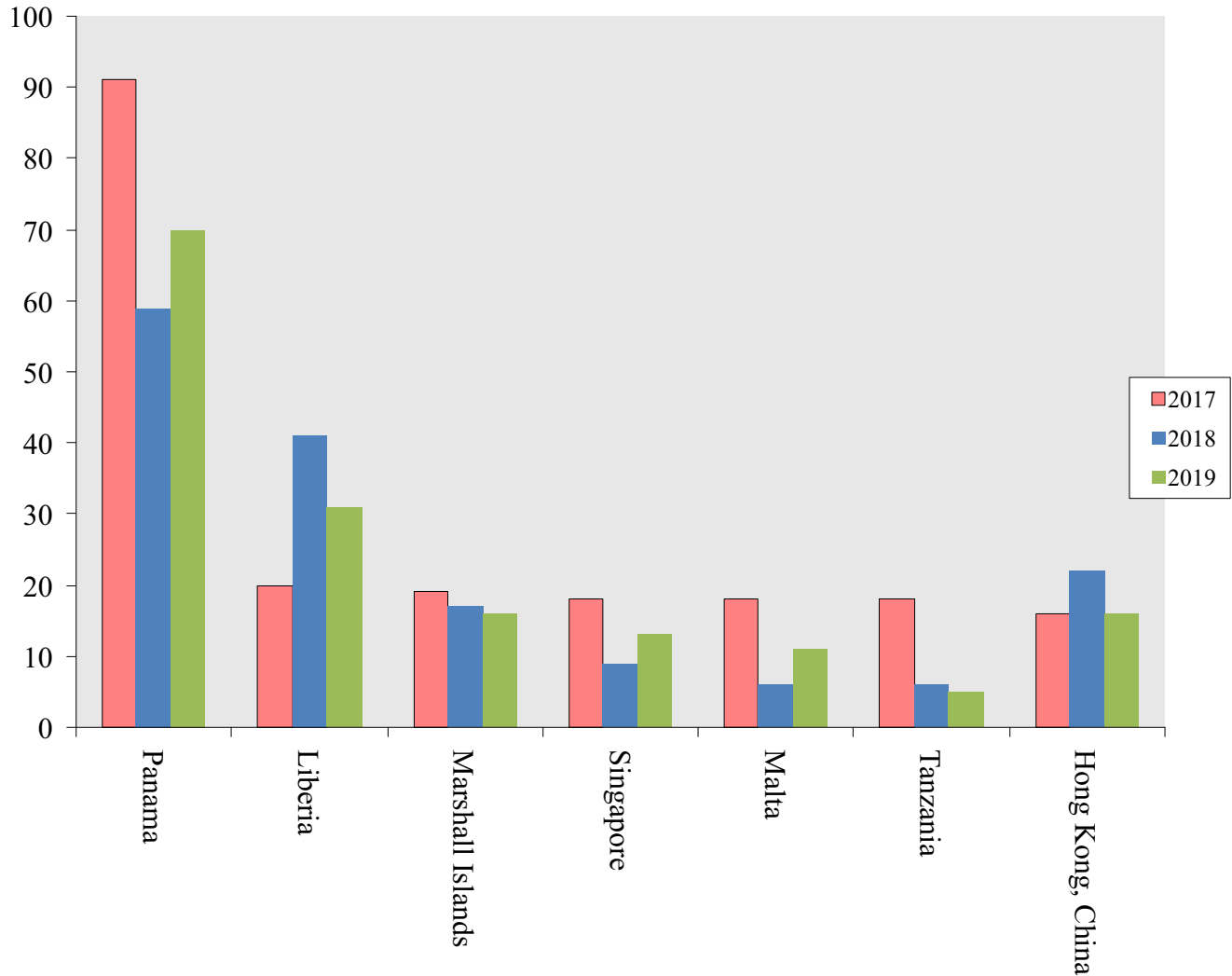
## Summary of 3-year Inspections with Deficiencies per Ship Type

Fig. 11



## Comparison of Detentions per Flag

Fig. 12

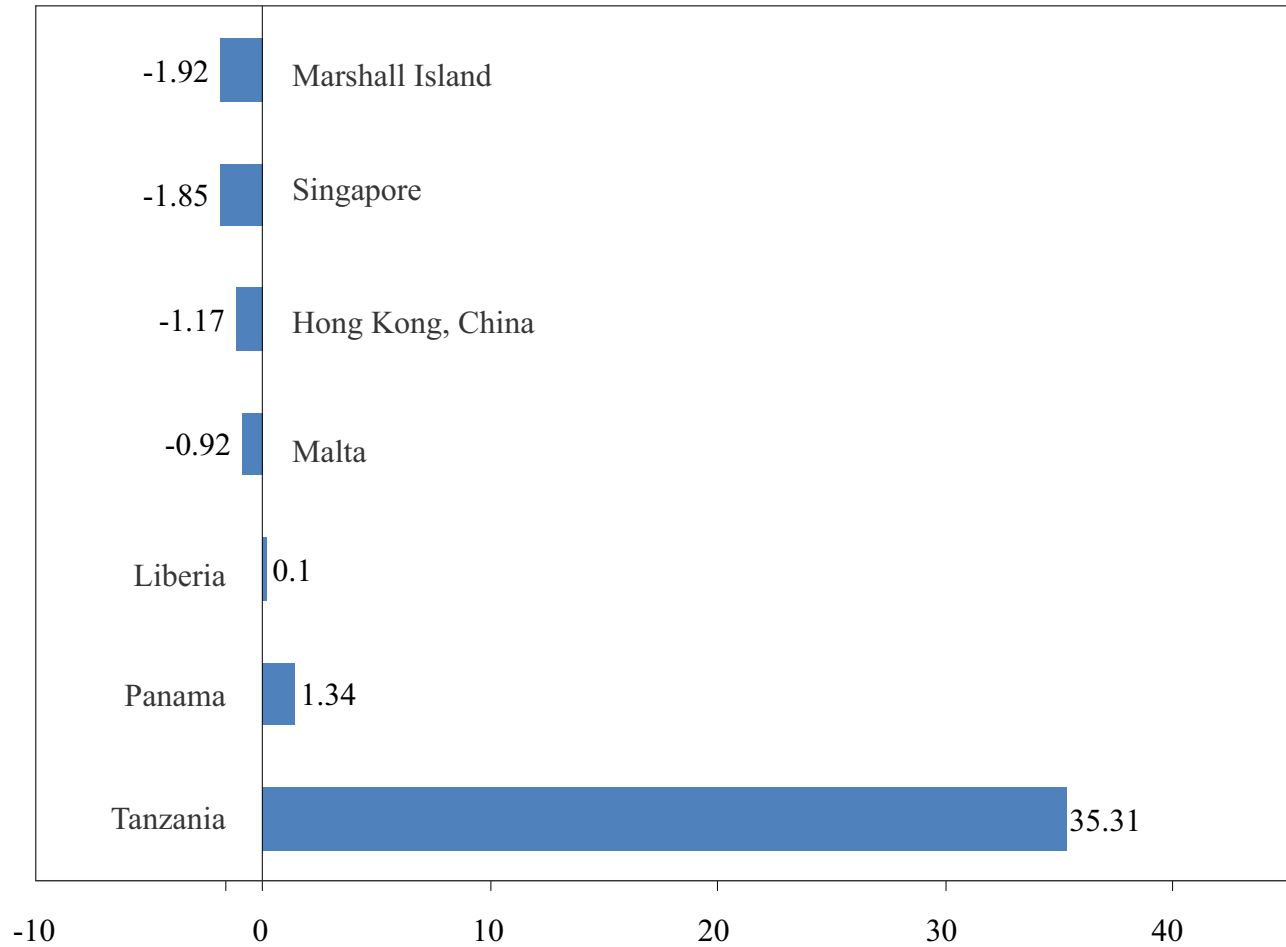


**THIS GRAPH DEPICTS DETENTIONS OF 10 AND ABOVE EITHER FOR 2017, 2018 or 2019 / FLAG**



## Summary of 3 Year Detention Percentage per Flag

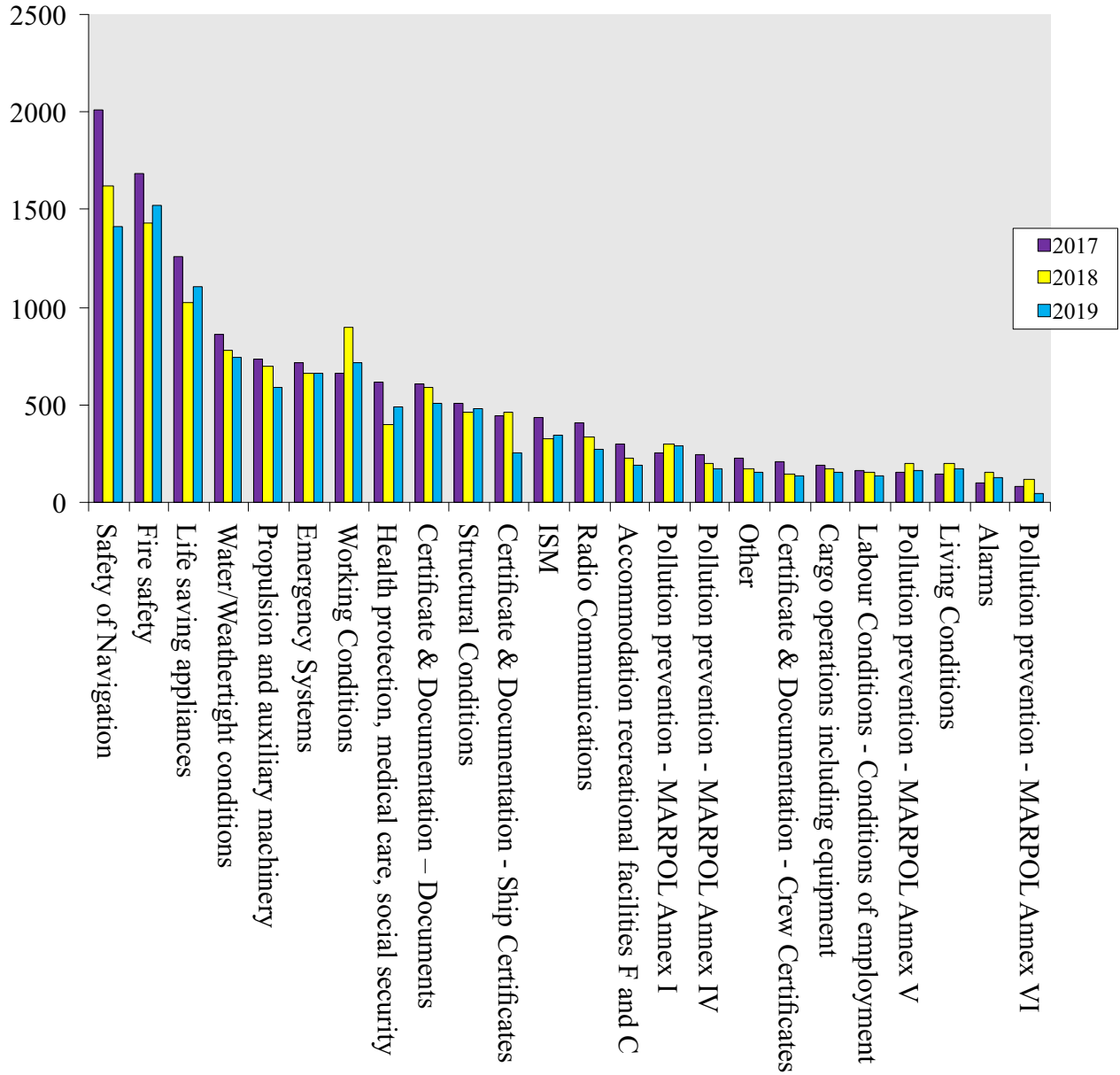
Fig. 13



**% OVER (+) OR UNDER (-) AVERAGE**

## Comparison of Deficiencies by Categories

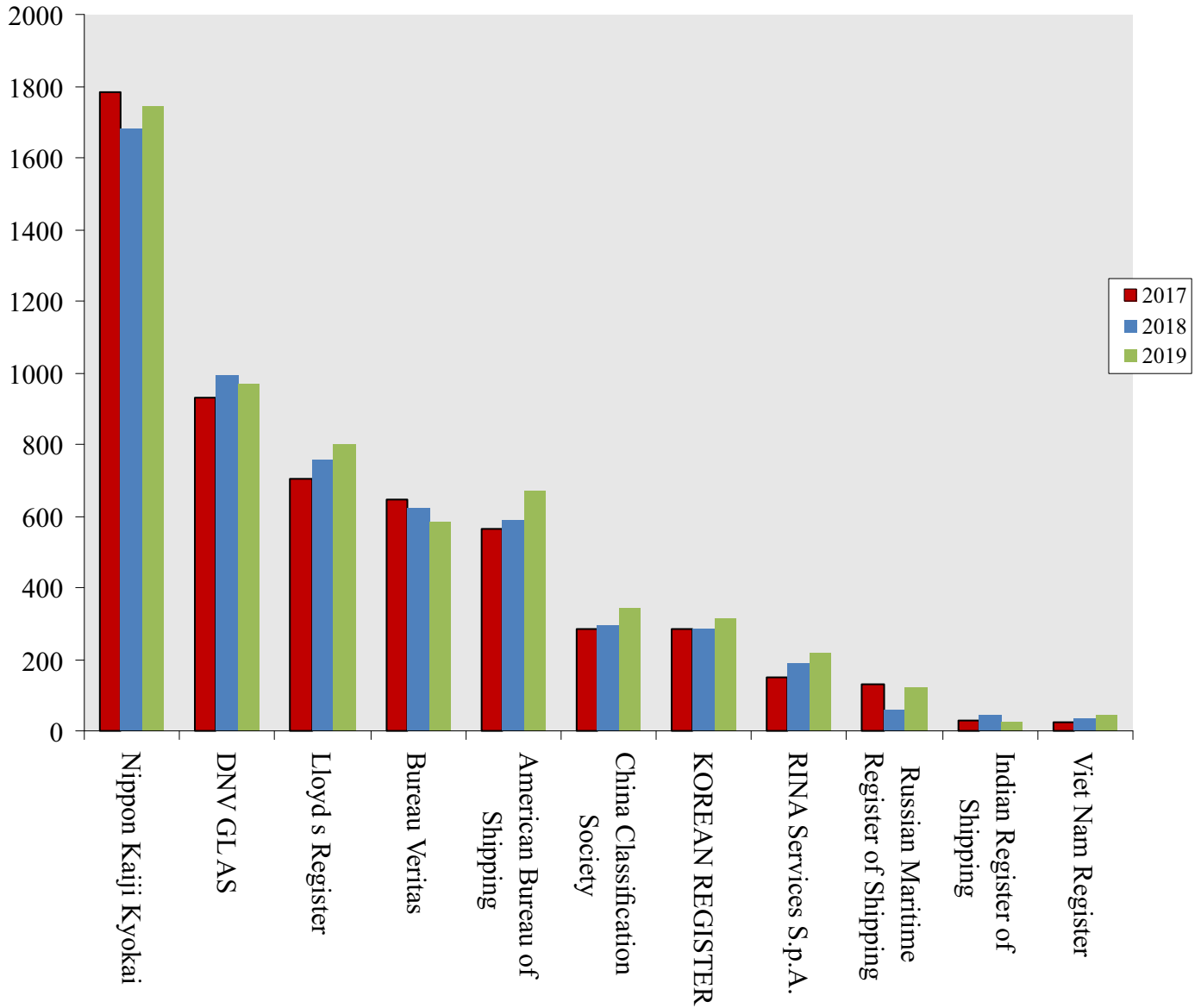
Fig. 14



**THIS GRAPH DEPICTS DEFICIENCIES OF 100 AND ABOVE EITHER FOR 2017, 2018 or 2019**

## Comparison of Inspections per Recognized Organization

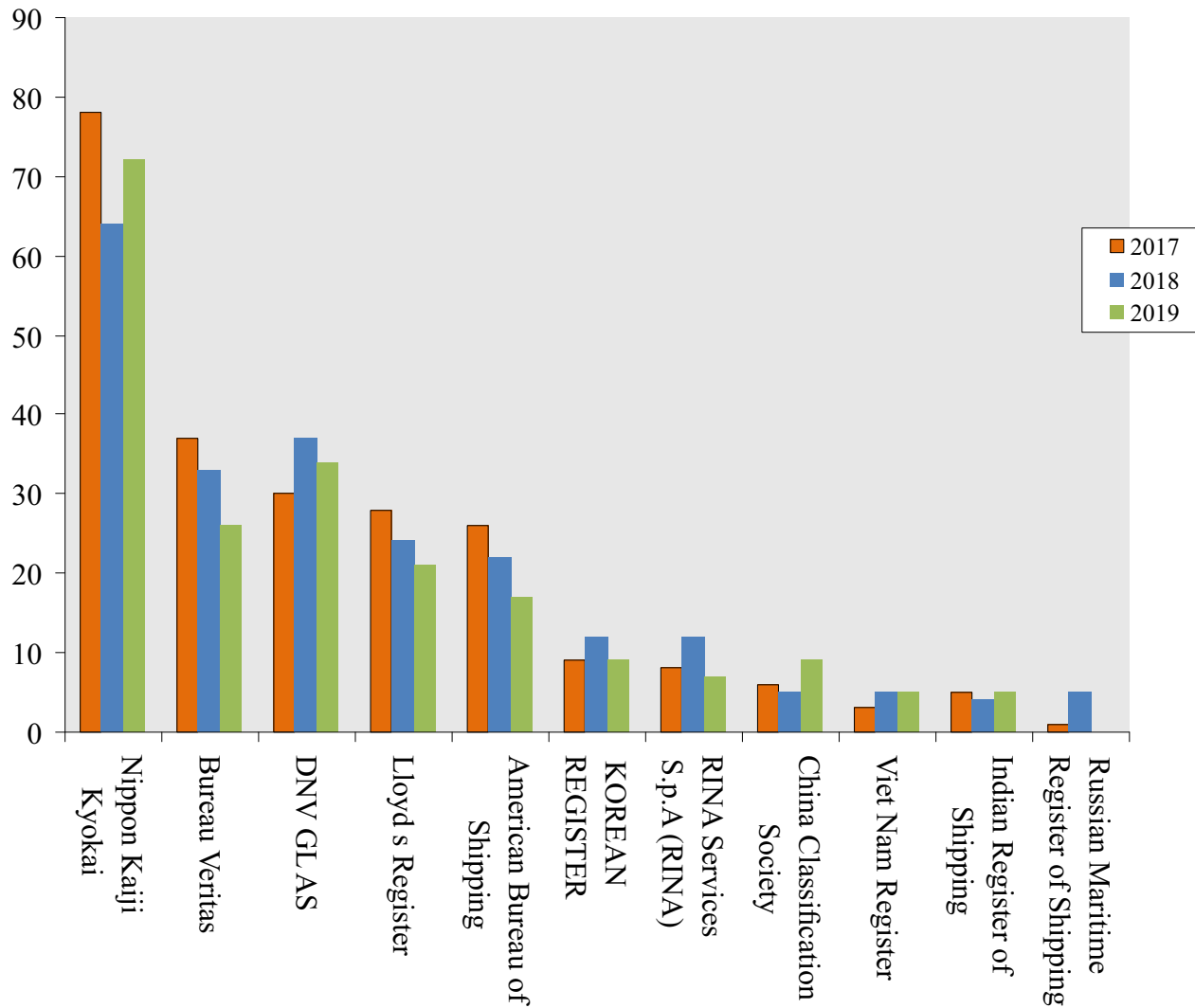
Fig. 15



**THIS GRAPH DEPICTS INSPECTIONS OF 40 SHIPS AND ABOVE EITHER FOR 2017, 2018 or 2019**

## Comparison of Detentions per Recognized Organization

Fig. 16



**THIS GRAPH DEPICTS DETENTIONS OF 40 AND ABOVE EITHER FOR 2017, 2018 or 2019**

**LIST OF UNDERPERFORMING SHIPS FOR THE YEAR 2018**

Sr. No.	IMO No.	Ship Name	Date of Inspections	Flag	RO	Company Number	Detainable Deficiencies	Inspecting Authority
1	7614707	GYP SUMC O	2016-04-10	Tanzania	Inspeccion y Clasificaci on Maritima (INCLAMAR)	9991001	01106 - Document of Compliance (DoC/ ISM) 01199 - Other (certificates) 01214 - Endorsement by Flag State 01214 - Endorsement by Flag State 01214 - Endorsement by Flag State 05199 - Other (radiocommunication) 14501 - Garbage 10116 - Nautical publications 11199 - Other (life saving) 10104 - Gyro compass 10109 - Lights, shapes, sound-signals 05110 - Facilities for reception of marine safety inform. 07114 - Remote Means of control (opening,pumps,ventilation,etc.) Machinery spaces 08199 - Other (alarms) 14104 - Oil filtering equipment 15199 - Other (ISM)	Iran
	7614707	GYP SUMC O	2016-09-17	Tanzania	Intertek	5621961	01215 - Application for Endorsement by Flag State 01215 - Application for Endorsement by Flag State 01215 - Application for Endorsement by Flag State 10116 - Nautical publications 01139 - Maritime Labour Certificate 11118 - Lifejackets incl.provision and disposition 10117 - Echo sounder 07106 - Fire detection and alarm system 07110 - Fire fighting equipment and appliances 13199 - Other (machinery) 06101 - Cargo Securing Manual	Iran
	7614707	GYP SUMC O	2017-04-19	Tanzania	ITMB	5621961	10118 - Speed and distance indicator 10110 - Signalling lamp 10138 - Bridge Navigation Watch Alarm System (BNWAS) 10105 - Magnetic compass 10104 - Gyro compass 10199 - Other (navigation) 10111 - Charts 10137 - Long-range identification and tracking system (LRIT)	Iran

## Indian Ocean Memorandum of Understanding on Port State Control

Sr. No.	IMO No.	Ship Name	Date of Inspections	Flag	RO	Company Number	Detainable Deficiencies	Inspecting Authority
							01215 - Application for Endorsement by Flag State 11104 - Rescue boats 11104 - Rescue boats 07109 - Fixed fire extinguishing installation 02117 - Decks - corrosion 04103 - Emergency, lighting, batteries and switches 03103 - Railing, gangway, walkway and means for safe passage 15199 - Other (ISM) 99101 - Other safety in general	
2	7715991	AL WAKRA	2016-08-13	Tanzania	INTERTE K MARITIME BUREAU	5175137	18299 - Other (Conditions of employment) 10114 - Voyage data recorder (VDR)/Simplified Voyage data recorder(S-VDR) 10113 - Automatic Identification System (AIS) 05106 - INMARSAT ship earth station 07106 - Fire detection and alarm system 10105 - Magnetic compass 10104 - Gyro compass 09103 - Ventilation (Accommodation)	Iran
	7715991	AL WAKRA	2017-11-12	Tanzania	ITMB	5175137	10138 - Bridge Navigation Watch Alarm System (BNWAS) 07110 - Fire fighting equipment and appliances 01214 - Endorsement by Flag State	Iran
	7715991	AL WAKRA	2018-06-08	Tanzania	INTERTE K MARITIME BUREAU	5175137	01133 - Civil Liability for Oil Pollution Damage certificate 01140 - Declaration of Maritime Labour Compliance (part I and II) 10114 - Voyage data recorder (VDR)/Simplified Voyage data recorder(S-VDR) 18321 - Heating, air conditioning and ventilation 01199 - Other (certificates)	Iran
3	7903299	NAJDIAH	2016-02-06	Panama	Polski Rejestr Statkow (PRS)	1276258	01214 - Endorsement by Flag State 10124 - Life-saving signals 07114 - Remote Means of control (opening, pumps, ventilation, etc.) Machinery spaces 09232 - Cleanliness of engine room 09232 - Cleanliness of engine room 10110 - Signalling lamp	Iran

## Indian Ocean Memorandum of Understanding on Port State Control

Sr. No.	IMO No.	Ship Name	Date of Inspections	Flag	RO	Company Number	Detainable Deficiencies	Inspecting Authority
	7903299	NAJDIAH	2016-08-22	Panama	Polski Rejestr Statkow (PRS)	1276258	01315 - Oil record book	Iran
	7903299	NAJDIAH	2017-06-27	Panama	Polski Rejestr Statkow (PRS)	1904245	01214 - Endorsement by Flag State 01214 - Endorsement by Flag State 10113 - Automatic Identification System (AIS) 05110 - Facilities for reception of marine safety inform. 10115 - GNSS receiver/terrestrial radio navigation system 04102 - Emergency fire pump and its pipes 10109 - Lights, shapes, sound-signals 03108 - Ventilators, air pipes, casings 03108 - Ventilators, air pipes, casings 07126 - Oil accumulation in engine room 05105 - MF/HF Radio installation 02124 - Cargo pumproom 15109 - Maintenance of the ship and equipment	Iran
4	8207551	HIRA	2016-12-12	Saint Kitts and Nevis	International Register of Shipping (IS)	4227439	11104 - Rescue boats 01106 - Document of Compliance (DoC/ ISM) 01139 - Maritime Labour Certificate 01199 - Other (certificates) 08105 - Engineers alarm 07106 - Fire detection and alarm system 18202 - Legal documentation on work and rest hours 06101 - Cargo Securing Manual	Iran
	8207551	HIRA	2017-06-13	Panama	Indian Register of Shipping (IRS)	4227439	08199 - Other (alarms)	Iran
	8207551	HIRA	2018-04-08	Panama	International Register of Shipping (IS)	6011148	01101 - Cargo Ship Safety Equipment (including exemption) 01104 - Cargo Ship Safety Radio (including exemption) 01107 - Safety Management Certificate (SMC/ ISM) 01108 - Load Lines (including Exemption) 01117 - International Oil Pollution Prevention (IOPP) 01122 - International ship security certificate 01124 - International Air Pollution Cert.	Iran



Sr. No.	IMO No.	Ship Name	Date of Inspections	Flag	RO	Company Number	Detainable Deficiencies	Inspecting Authority
							01131 - International Anti-fouling-System Certificate 01132 - Tonnage certificate 01136 - International Ballast Water Management Certificate 01138 - International Energy Efficiency 01139 - Maritime Labour Certificate 01199 - Other (certificates) 01214 - Endorsement by Flag State 04101 - Public address system 08199 - Other (alarms) 13199 - Other (machinery) 01102 - Cargo Ship Safety Construction (including exempt.) 01136 - International Ballast Water Management Certificate 01136 - International Ballast Water Management Certificate 07113 - Fire pumps and its pipes	
	8207551	HIRA	2018-10-18	Panama	International Register of Shipping (IS)	6011148	01132 - Tonnage certificate 01136 - International Ballast Water Management Certificate 01139 - Maritime Labour Certificate 11104 - Rescue boats 11116 - Distress flares	Iran
5	8301254	AL SHROOG	2016-08-23	Tanzania	INTERTEK MARITIME BUREAU	5700690	04106 - Emergency steering position com./ compass reading 04102 - Emergency fire pump and its pipes 11101 - Lifeboats 07110 - Fire fighting equipment and appliances 11101 - Lifeboats 07103 - Division - decks,bulkheads and penetrations 14104 - Oil filtering equipment 02105 - Steering gear 02105 - Steering gear 11117 - Lifebuoys incl. provision and disposition 11102 - Lifeboat inventory 11101 - Lifeboats 05111 - Satellite EPIRB 406MHz/1.6GHz 05111 - Satellite EPIRB 406MHz/1.6GHz 10104 - Gyro compass 01135 - Documents for carriage of dangerous goods 12109 - Special requirement	Iran

## Indian Ocean Memorandum of Understanding on Port State Control

Sr. No.	IMO No.	Ship Name	Date of Inspections	Flag	RO	Company Number	Detainable Deficiencies	Inspecting Authority
	8301254	AL SHROOG	2017-04-16	Tanzania	ITMB	5700690	01315 - Oil record book 10116 - Nautical publications 14104 - Oil filtering equipment	Iran
	8301254	AL SHROOG	2017-05-04	Tanzania	ITMB	5700690	07114 - Remote Means of control (opening,pumps,ventilation,etc.) Machinery spaces 14105 - Pumping, piping and discharge arrangements 07126 - Oil accumulation in engine room 07105 - Fire doors/openings in fire-resisting divisions 06106 - Cargo transfer - Tankers 07106 - Fire detection and alarm system 05105 - MF/HF Radio installation 04103 - Emergency, lighting,batteries and switches 05118 - Operation of GMDSS equipment 05110 - Facilities for reception of marine safety inform. 05114 - Reserve source of energy 07106 - Fire detection and alarm system 11117 - Lifebuoys incl. provision and disposition 10109 - Lights, shapes, sound-signals 04114 - Emergency source of power - Emergency generator 15106 - Shipboard operations	Iran
	8301254	AL SHROOG	2018-06-24	Tanzania	ITMB	5700690	01204 - Certificate for personnel on tankers 01315 - Oil record book 07126 - Oil accumulation in engine room 10103 - Radar 11101 - Lifeboats	Iran
6	8405995	MARSEA 2	2016-08-04	Togo	International Naval Surveys Bureau (INSB)	5047996	07106 - Fire detection and alarm system 02110 - Beams, frames, floors-op.damage 14102 - Retention of oil on board 07113 - Fire pumps and its pipes 02199 - Other (Structural condition)	Iran
	8405995	MARSEA 2	2017-02-07	Togo	International Naval Surveys Bureau (INSB)	5047996	07106 - Fire detection and alarm system 07116 - Ventilation 07123 - Operation of Fire protection systems 04109 - Fire drills 02101 - Closing devices/watertight doors	Iran

## Indian Ocean Memorandum of Understanding on Port State Control

Sr. No.	IMO No.	Ship Name	Date of Inspections	Flag	RO	Company Number	Detainable Deficiencies	Inspecting Authority
	8405995	MARSEA 2	2018-05-15	Togo	International Naval Surveys Bureau (INSB)	5047996	07113 - Fire pumps and its pipes 10199 - Other (navigation) 10111 - Charts 04114 - Emergency source of power - Emergency generator	Iran
7	8877423	WILLET	2016-05-18	Tanzania	INTERTEK MARITIME BUREAU	5700690	07106 - Fire detection and alarm system 10103 - Radar 11101 - Lifeboats 10126 - Record of drills and test steering gear 01123 - Continuous synopsis record 04114 - Emergency source of power - Emergency generator 09201 - Ventilation (Working spaces) 09198 - Other (crew and accommodation)	Iran
	8877423	WILLET	2017-01-12	Tanzania	ITMBINTERTEK MARITIME BURE	5700690	11101 - Lifeboats 04102 - Emergency fire pump and its pipes 13104 - Bilge pumping arrangements 13102 - Auxiliary engine 11128 - Line-throwing appliance 11116 - Distress flares 04111 - Damage control plan 10116 - Nautical publications 05105 - MF/HF Radio installation 05106 - INMARSAT ship earth station 05118 - Operation of GMDSS equipment 10117 - Echo sounder 03108 - Ventilators, air pipes, casings 15106 - Shipboard operations	Iran
	8877423	WILLET	2017-04-20	Tanzania	ITMB	5700690	10103 - Radar 05105 - MF/HF Radio installation 05106 - INMARSAT ship earth station 01103 - Passenger Ship Safety (including exemption) 01133 - Civil Liability for Oil Pollution Damage certificate 01133 - Civil Liability for Oil Pollution Damage certificate 05118 - Operation of GMDSS equipment 11131 - On board training and instructions 11101 - Lifeboats 13102 - Auxiliary engine 04103 - Emergency, lighting, batteries and switches 14108 - 15 PPM Alarm arrangements. 09213 - Gas instruments	Iran

## Indian Ocean Memorandum of Understanding on Port State Control

Sr. No.	IMO No.	Ship Name	Date of Inspections	Flag	RO	Company Number	Detainable Deficiencies	Inspecting Authority
	8877423	WILLET	2017-05-31	Tanzania	INTERTE K MARITIM E BUREAU	5700690	02119 - Enhanced survey programme (ESP) 01101 - Cargo Ship Safety Equipment (including exemption) 11101 - Lifeboats 14402 - Sewage treatment plant 05114 - Reserve source of energy 05105 - MF/HF Radio installation 10117 - Echo sounder 10103 - Radar 13102 - Auxiliary engine 07110 - Fire fighting equipment and appliances 07105 - Fire doors/openings in fire-resisting divisions 14608 - Incinerator incl. operations and operating manual 07117 - Jacketed high pressure lines and oil leakage alarm 13102 - Auxiliary engine 13199 - Other (machinery) 18408 - Electrical 18420 - Cleanliness of engine room 02199 - Other (Structural condition) 02117 - Decks - corrosion 02199 - Other (Structural condition) 09212 - Danger areas 01315 - Oil record book 15109 - Maintenance of the ship and equipment 18205 - Measures to ensure transmission to seafarer's family 18205 - Measures to ensure transmission to seafarer's family	Iran
	8877423	WILLET	2017-09-22	Tanzania	ITMB	5700690	01315 - Oil record book	Iran
8	9004621	GREEN BELT	2016-09-01	Panama	RINA Services S.p.A. (RINA)	5254453	01199 - Other (certificates) 01214 - Endorsement by Flag State 01214 - Endorsement by Flag State 01214 - Endorsement by Flag State 14107 - Oil disch. Monitoring and control system	Iran
	9004621	GREEN BELT	2017-06-23	Panama	No Class (NOCL)	5913726	11101 - Lifeboats 14107 - Oil disch. Monitoring and control system 13102 - Auxiliary engine 14104 - Oil filtering equipment 15106 - Shipboard operations 13101 - Propulsion main engine	Iran
	9004621	GREEN BELT	2017-09-07	Panama	Indian Register of Shipping (IRS)	5913726	10117 - Echo sounder 10118 - Speed and distance indicator 13101 - Propulsion main engine 13101 - Propulsion main engine	

## Indian Ocean Memorandum of Understanding on Port State Control

Sr. No.	IMO No.	Ship Name	Date of Inspections	Flag	RO	Company Number	Detainable Deficiencies	Inspecting Authority
							07114 - Remote Means of control (opening,pumps,ventilation,etc.) Machinery spaces 04102 - Emergency fire pump and its pipes 07126 - Oil accumulation in engine room 03108 - Ventilators, air pipes, casings 07101 - Fire prevention structural integrity 11101 - Lifeboats 11101 - Lifeboats 14402 - Sewage treatment plant 15109 - Maintenance of the ship and equipment	
	9004621	GREEN BELT	2018-05-07	Panama	Indian Register of Shipping (IRS)	5913726	14104 - Oil filtering equipment	Iran
9	9195119	KIUNGA CHIEF	2016-02-15	Papua New Guinea	Lloyd s Register (LR)	1007871	99101 - Other safety in general	Australia
	9195119	KIUNGA CHIEF	2016-07-05	Papua New Guinea	Lloyd s Register (LR)	1007871	15109 - Maintenance of the ship and equipment 18314 - Provisions quantity 99102 - Other (SOLAS operational)	Australia
	9195119	KIUNGA CHIEF	2017-05-29	Papua New Guinea	Lloyd s Register (LR)	1007871	15107 - Emergency preparedness	Australia
10	9364344	MSC KIA-ORA	2016-10-13	Liberia	DNV GL AS	5517337	07115 - Fire-dampers 15199 - Other (ISM)	Australia
	9364344	MSC KIA ORA	2018-01-24	Liberia	DNV GL AS	5517337	14104 - Oil filtering equipment	Australia
	9364344	MSC KIA ORA	2018-03-14	Liberia	DNV GL AS	5517337	18299 - Other (Conditions of employment) 07111 - Personal equipment for fire safety 07115 - Fire-dampers 13102 - Auxiliary engine 07114 - Remote Means of control (opening,pumps,ventilation,etc.) Machinery spaces 15199 - Other (ISM)	Australia
11	9699957	THORCO LUNA	2018-01-23	Philippines	Nippon Kaiji Kyokai (NK)	1987550	15199 - Other (ISM)	Australia
	9699957	THORCO LUNA	2018-02-08	Philippines	Nippon Kaiji Kyokai (NK)	1987550	99102 - Other (SOLAS operational) 15105	Australia
	9699957	THORCO LUNA	2018-06-01	Philippines	Nippon Kaiji Kyokai (NK)	1987550	15199 - Other (ISM) 99102 - Other (SOLAS operational)	Australia

<b>Sr. No.</b>	<b>IMO No.</b>	<b>Ship Name</b>	<b>Date of Inspections</b>	<b>Flag</b>	<b>RO</b>	<b>Company Number</b>	<b>Detainable Deficiencies</b>	<b>Inspecting Authority</b>
12	9707247	VIGOR	2016-12-11	Palau	International Register of Shipping (IS)	9991001	11116 - Distress flares 11116 - Distress flares 11117 - Lifebuoys incl. provision and disposition 01124 - International Air Pollution Cert.	Iran
	9707247	VIGOR	2017-10-13	Palau	International Register of Shipping (IS)	0000001	04114 - Emergency source of power - Emergency generator	Iran
	9707247	VIGOR	2018-04-19	Palau	International Register of Shipping (IS)	0000001	01101 - Cargo Ship Safety Equipment (including exemption) 01102 - Cargo Ship Safety Construction (including exempt.) 01108 - Load Lines (including Exemption) 01117 - International Oil Pollution Prevention (IOPP) 01124 - International Air Pollution Cert. 01136 - International Ballast Water Management Certificate	Iran

**LIST OF UNDERPERFORMING SHIPS FOR THE YEAR 2019**

Sr. No.	IMO No.	Ship Name	Date of Inspections	Flag	RO	Company Number	Detainable Deficiencies	Inspecting Authority
1	8207551	HIRA	2017/06/13	Panama	Indian Register of Shipping (IRS)	4227439	08199 - Other (alarms)	IRAN
	8207551	HIRA	2018/04/08	Panama	International Register of Shipping (IS)	6011148	01101 - Cargo Ship Safety Equipment (including exemption) 01104 - Cargo Ship Safety Radio (including exemption) 01107 - Safety Management Certificate (SMC/ ISM) 01108 - Load Lines (including Exemption) 01117 - International Oil Pollution Prevention (IOPP) 01122 - International ship security certificate 01124 - International Air Pollution Cert. 01131 - International Anti-fouling-System Certificate 01132 - Tonnage certificate 01136 - International Ballast Water Management Certificate 01138 - International Energy Efficiency 01139 - Maritime Labour Certificate 01199 - Other (certificates) 01214 - Endorsement by Flag State 04101 - Public address system 08199 - Other (alarms) 13199 - Other (machinery) 01102 - Cargo Ship Safety Construction (including exempt.) 01136 - International Ballast Water Management Certificate 01136 - International Ballast Water Management Certificate 07113 - Fire pumps and its pipes	IRAN
	8207551	HIRA	2018/10/18	Panama	International Register of Shipping (IS)	6011148	01132 - Tonnage certificate 01136 - International Ballast Water Management Certificate 01139 - Maritime Labour Certificate 11104 - Rescue boats 11116 - Distress flares	IRAN



2	8301254	AL SHROOG	2017/04/16	Tanzania	ITMB	5700690	01315 - Oil record book 10116 - Nautical publications 14104 - Oil filtering equipment	IRAN
	8301254	AL SHROOG	2017/05/04	Tanzania	ITMB	5700690	07114 - Remote Means of control (opening,pumps,ventilation,etc.) Machinery spaces 14105 - Pumping, piping and discharge arrangements 07126 - Oil accumulation in engine room 07105 - Fire doors/openings in fire-resisting divisions 06106 - Cargo transfer - Tankers 07106 - Fire detection and alarm system 05105 - MF/HF Radio installation 04103 - Emergency, lighting, batteries and switches 05118 - Operation of GMDSS equipment 05110 - Facilities for reception of marine safety inform. 05114 - Reserve source of energy 07106 - Fire detection and alarm system 11117 - Lifebuoys incl. provision and disposition 10109 - Lights, shapes, sound-signals 04114 - Emergency source of power - Emergency generator 15106 - Shipboard operations	IRAN
	8301254	AL SHROOG	2018/06/24	Tanzania	ITMB	5700690	01204 - Certificate for personnel on tankers 01315 - Oil record book 07126 - Oil accumulation in engine room 10103 - Radar 11101 - Lifeboats	IRAN
3	8877423	WILLET	2017/01/20	Tanzania	ITMB	5700690	11101 - Lifeboats 04102 - Emergency fire pump and its pipes 13104 - Bilge pumping arrangements 13102 - Auxiliary engine 11128 - Line-throwing appliance 11116 - Distress flares 04111 - Damage control plan 10116 - Nautical publications 05105 - MF/HF Radio installation 05106 - INMARSAT ship earth station 05118 - Operation of GMDSS equipment 10117 - Echo sounder 03108 - Ventilators, air pipes, casings 15106 - Shipboard operations	IRAN

Indian Ocean Memorandum of Understanding on Port State Control

8877423	WILLET	2017/04/20	Tanzania	ITMB	5700690	10103 - Radar 05105 - MF/HF Radio installation 05106 - INMARSAT ship earth station 01103 - Passenger Ship Safety (including exemption) 01133 - Civil Liability for Oil Pollution Damage certificate 01133 - Civil Liability for Oil Pollution Damage certificate 05118 - Operation of GMDSS equipment 11131 - On board training and instructions 11101 - Lifeboats 13102 - Auxiliary engine 04103 - Emergency, lighting, batteries and switches 14108 - 15 PPM Alarm arrangements. 09213 - Gas instruments	IRAN
8877423	WILLET	2017/05/31	Tanzania	ITMB	5700690	02119 - Enhanced survey programme (ESP) 01101 - Cargo Ship Safety Equipment (including exemption) 11101 - Lifeboats 14402 - Sewage treatment plant 05114 - Reserve source of energy 05105 - MF/HF Radio installation 10117 - Echo sounder 10103 - Radar 13102 - Auxiliary engine 07110 - Firefighting equipment and appliances 07105 - Fire doors/openings in fire-resisting divisions 14608 - Incinerator incl. operations and operating manual 07117 - Jacketed high pressure lines and oil leakage alarm 13102 - Auxiliary engine 13199 - Other (machinery) 18408 - Electrical 18420 - Cleanliness of engine room 02199 - Other (Structural condition) 02117 - Decks - corrosion 02199 - Other (Structural condition) 09212 - Danger areas 01315 - Oil record book 15109 - Maintenance of the ship and equipment 18205 - Measures to ensure transmission to seafarer's family 18205 - Measures to ensure transmission to seafarer's family	IRAN
8877423	WILLET	2017/09/22	Tanzania	ITMB	5700690	01315 - Oil record book	IRAN

## Indian Ocean Memorandum of Understanding on Port State Control

4	9004621	GREEN BELT	2017/06/23	Panama	No Class (NOCL)	5913726	11101 - Lifeboats 14107 - Oil disch. Monitoring and control system 13102 - Auxiliary engine 14104 - Oil filtering equipment 15106 - Shipboard operations 13101 - Propulsion main engine	IRAN
	9004621	GREEN BELT	2017/09/07	Panama	Indian Register of Shipping (IRS)	5913726	10117 - Echo sounder 10118 - Speed and distance indicator 13101 - Propulsion main engine	IRAN
							13101 - Propulsion main engine 07114 - Remote Means of control (opening, pumps, ventilation, etc.) Machinery spaces 04102 - Emergency fire pump and its pipes 07126 - Oil accumulation in engine room 03108 - Ventilators, air pipes, casings 07101 - Fire prevention structural integrity 11101 - Lifeboats 11101 - Lifeboats 14402 - Sewage treatment plant 15109 - Maintenance of the ship and equipment	
	9004621	GREEN BELT	2018/05/07	Panama	Indian Register of Shipping (IRS)	5913726	14104 - Oil filtering equipment	IRAN
5	9699957	THORCO LUNA	2018/01/23	Philippines	Nippon Kaiji Kyokai (NK)	1987550	15199 - Other (ISM)	AUSTRALIA
	9699957	THORCO LUNA	2018/02/08	Philippines	Nippon Kaiji Kyokai (NK)	1987550	99102 - Other (SOLAS operational) 15105 - Resources and personnel	AUSTRALIA
	9699957	THORCO LUNA	2018/06/01	Philippines	Nippon Kaiji Kyokai (NK)	1987550	15199 - Other (ISM) 99102 - Other (SOLAS operational)	AUSTRALIA

THE REPORT OF CIC ON EMERGENCY SYSTEM AND PROCEDURES

<b>Name of reporting Authority</b>	<b>AUSTRALIA</b>
<b>Total number of inspections</b>	<b>666</b>
<b>Total number of deficiencies</b>	<b>46</b>
<b>Total number of detentions</b>	<b>4</b>

<b>Name of reporting Authority</b>	<b>BANGLADESH</b>
<b>Total number of inspections</b>	<b>115</b>
<b>Total number of deficiencies</b>	<b>0</b>
<b>Total number of detentions</b>	<b>0</b>

<b>Name of reporting Authority</b>	<b>FRANCE</b>
<b>Total number of inspections</b>	<b>6</b>
<b>Total number of deficiencies</b>	<b>1</b>
<b>Total number of detentions</b>	<b>0</b>

<b>Name of reporting Authority</b>	<b>INDIA</b>
<b>Total number of inspections</b>	<b>129</b>
<b>Total number of deficiencies</b>	<b>24</b>
<b>Total number of Detentions</b>	<b>1</b>

<b>Name of reporting Authority</b>	<b>IRAN</b>
<b>Total number of inspections</b>	<b>59</b>
<b>Total number of deficiencies</b>	<b>3</b>
<b>Total number of detentions</b>	<b>1</b>

<b>Name of reporting Authority</b>	<b>KENYA</b>
<b>Total number of inspections</b>	<b>122</b>
<b>Total number of deficiencies</b>	<b>3</b>
<b>Total number of detentions</b>	<b>0</b>

<b>Name of reporting Authority</b>	<b>MYANMAR</b>
<b>Total number of inspections</b>	<b>15</b>
<b>Total number of deficiencies</b>	<b>4</b>
<b>Total number of detentions</b>	<b>1</b>

<b>Name of reporting Authority</b>	<b>MALDIVES</b>
<b>Total number of inspections</b>	<b>8</b>
<b>Total number of deficiencies</b>	<b>4</b>
<b>Total number of detentions</b>	<b>1</b>

<b>Name of reporting Authority</b>	<b>OMAN</b>
<b>Total number of inspections</b>	<b>65</b>
<b>Total number of deficiencies</b>	<b>14</b>
<b>Total number of detentions</b>	<b>1</b>

<b>Name of reporting Authority</b>	<b>SUDAN</b>
<b>Total number of inspections</b>	<b>14</b>
<b>Total number of deficiencies</b>	<b>1</b>
<b>Total number of detentions</b>	<b>0</b>

<b>Name of reporting Authority</b>	<b>YEMEN</b>
<b>Total number of inspections</b>	<b>5</b>
<b>Total number of deficiencies</b>	<b>1</b>
<b>Total number of detentions</b>	<b>0</b>

<b>Name of reporting Authority</b>	<b>SOUTH AFRICA</b>
<b>Total number of inspections</b>	<b>70</b>
<b>Total number of deficiencies</b>	<b>8</b>
<b>Total number of detentions</b>	<b>0</b>

**All Reporting Authorities**

<b>Total number of inspections</b>	<b>1274</b>
<b>Total number of deficiencies</b>	<b>109</b>
<b>Total number of detentions</b>	<b>8</b>

**AUSTRALIAN MARITIME AUTHORITY**

As a nation surrounded by water, Australia relies on sea transport for 99 per cent of the countries trade, with about 10% of world trade being to and from Australia. As such, Australia's national livelihood depends on ensuring that maritime trade remains safe, efficient and compliant with all relevant international conventions.

The Australian Maritime Safety Authority, AMSA, is Australia's national maritime regulatory body which was established a statutory authority, established under the [\*Australian Maritime Safety Authority Act 1990\*](#) (AMSA Act). The authority is tasked with promoting and ensuring the safety and welfare of seafarers and the protection of Australia's large but delicate marine environment from ship-sourced pollution. AMSA also provides the infrastructure for safety of navigation in Australian waters, and maintain a national search and rescue service for the maritime and aviation sectors.

As part of Australia's maritime legislative framework, AMSA is empowered to perform enforcement functions, regulating maritime trade to, from and within Australia. This includes robust and rigorous flag State control (FSC) and port State control (PSC) regimes.

To deliver its port State and flag State functions, AMSA has 17 offices across Australia with approximately 70 marine surveyors and marine inspectors conducting over 3000 PSC inspections each year and more than 7000 inspections of all types, including FSC.

Port State control is an essential mechanism that allows administrations around the world to ensure minimum standards are met and the exercise of PSC must be proficient and consistent to achieve the aim of the reduction of substandard and/or unseaworthy shipping. To this end AMSA works in close cooperation with the International Maritime Organization (IMO) and PSC partner nations across the Asia-Pacific and Indian Ocean regions, sharing PSC information and actively participating in international policy and standards development.

AMSA applies a targeted and pragmatic approach to our PSC regime only seeking to issue deficiencies where necessary while taking a zero-tolerance approach to serious breaches. In combination with this stance AMSA works closely with other flag State administrations, classification societies, industry bodies and ship owners to increase awareness of areas of particular concern in order to improve PSC performance within the Indian Ocean and Pacific Ocean regions. The success of this approach is evident in the ongoing reduction in the detention rate and deficiency rate for ships visiting Australian ports. These rates are currently at record lows.

AMSA is proud of its reputation as a firm but fair port State control regime and continues to work to ensure AMSA remains a transparent, trusted and consistent member of the international maritime community, well placed to face the emerging challenges facing the shipping industry in the 21<sup>st</sup> century.



*Working together  
for safe  
and clean oceans*







This work is copyright.  
It may be reproduced in whole  
or part subject to the inclusion of an  
acknowledgment of the source but  
not for commercial use or sale.

This report is also available at IOMOU website

Further information may be obtained from:  
IOMOU Secretariat,  
Ushakal, House No. 92, Plot No. A-8, Rangavi Estate,  
Dabolim, Goa 403801.  
INDIA.



## INDIAN OCEAN MEMORANDUM OF UNDERSTANDING

[www.iomou.nic.in](http://www.iomou.nic.in) / [www.iomou.org](http://www.iomou.org) 

+91 832 2538128 